



# UK ID ISSUER SPECIFICATIONS

V1.1

dentsu  
**TRACKING**

### Summary of changes

Date	Version	Done by	Comment
18.03.2022		Dentsu Tracking	Draft, circulated for stakeholder feedback
25.04.2022	1.0	Dentsu Tracking	Release
03.05.2022	1.1	Dentsu Tracking	Updated the token URL to reflect the correct one for Preproduction and Production UK ID Issuer.

### Publication

Date	Version	Submitted to
25.04.2022	1.0	Publicly available
03.05.2022	1.1	Publicly available

## Table of Contents

<b>1</b>	<b>INTRODUCTION .....</b>	<b>4</b>
1.1	DEFINITIONS AND ABBREVIATIONS .....	4
<b>2</b>	<b>SYSTEM OVERVIEW.....</b>	<b>6</b>
2.1	KEY DESIGN PRINCIPLES .....	6
2.2	UK TRACK AND TRACE SYSTEM.....	6
2.2.1	UK ID Issuer .....	7
2.2.2	UK Gateway.....	8
2.2.3	UK Data Repository .....	9
<b>3</b>	<b>ONBOARDING PROCESS .....</b>	<b>11</b>
3.1	DURING THE MIGRATION PHASE (BEFORE 1ST OF JULY 2022) .....	11
3.2	AFTER THE MIGRATION PHASE (AFTER 1ST OF JULY 2022).....	11
<b>4</b>	<b>SUPPORT PROCESS .....</b>	<b>20</b>
<b>5</b>	<b>CODE ORDERING MODALITIES.....</b>	<b>22</b>
5.1	BILLING MODALITIES FOR UI CODE ORDERS .....	22
5.2	TERMS AND CONDITIONS .....	22
5.3	SLA.....	23
5.3.1	Identifier Codes .....	23
5.3.2	UI codes .....	23
5.3.3	General availability of services.....	24
<b>6</b>	<b>FORMAT OF UI CODES.....</b>	<b>25</b>
6.1	ISSUING AGENCY CODE / COMPANY NUMBER (ISO 15459-2) .....	25
6.2	STRUCTURE OF IDENTIFIER CODES.....	25
6.3	UNIT LEVEL UNIQUE IDENTIFIERS.....	25
6.4	AGGREGATED LEVEL UNIQUE IDENTIFIERS .....	27
<b>7</b>	<b>CLARIFICATION ON STRUCTURE OF UNIT-LEVEL UNIQUE IDENTIFIERS .....</b>	<b>28</b>
7.1	CLARIFICATION ON STRUCTURE OF UNIT-LEVEL UNIQUE IDENTIFIERS (AFTER ENCODING INTO A DATA CARRIER).....	28
7.1.1	Encoding of unit level UIs (upIU).....	29
7.2	CLARIFICATION ON STRUCTURE OF AGGREGATED-LEVEL UNIQUE IDENTIFIERS (AFTER ENCODING INTO A DATA CARRIER) .	30
7.2.1	Encoding of aggregated level UIs (aIU) generated by the ID Issuer .....	30
7.2.2	Self-generated aggregated UIs .....	30
7.3	GENERAL DECODING RULES .....	33
7.3.1	Unit pack level Unique Identifiers (upIU) .....	33
7.3.2	Aggregated level Unique Identifiers (aIU).....	33
<b>8</b>	<b>UK ID ISSUER INTERFACE .....</b>	<b>34</b>
8.1	WEB PORTAL .....	34
8.2	API .....	34
8.2.1	How to request credentials .....	34
8.2.2	EO_CODE.....	34
8.2.3	Country Codes .....	35
<b>9</b>	<b>MESSAGE LEVEL VALIDATIONS .....</b>	<b>45</b>
<b>10</b>	<b>REGISTRY OPERATIONS.....</b>	<b>47</b>
10.1	UK ID ISSUER API - REGISTER ECONOMIC OPERATOR (REO).....	47
10.1.1	Request Definition – “EORegistryRequest” .....	47
10.1.2	Response Definition – “EORegistryResponse” .....	49
10.1.3	Specific Message Validations .....	50
10.2	UK ID ISSUER API - GET ECONOMIC OPERATOR (GEO).....	50

10.2.1	Request Definition – “GetEORequest”	50
10.2.2	Response Definition - "EconomicOperatorView"	51
10.2.3	Specific Message Validations	52
10.3	UK ID ISSUER API - LIST ECONOMIC OPERATORS (LEO)	52
10.3.1	Query Parameters	52
10.3.2	Response Definition – ListOfEconomicOperatorView	53
10.3.3	Specific Message Validations	53
10.4	UK ID ISSUER API - CORRECT ECONOMIC OPERATOR (CEO)	54
10.4.1	Request Definition - "EconomicOperatorEditRequest"	54
10.4.2	Response Definition – “EconomicOperatorEditResponse”	55
10.4.3	Specific Message Validations	56
10.5	UK ID ISSUER API - DE-REGISTRATION OF ECONOMIC OPERATOR (DEO)	56
10.5.1	Request Definition - "EconomicOperatorDeregistrationRequest"	56
10.5.2	Response Definition – “EconomicOperatorDeregistrationResponse”	57
10.5.3	Specific Message Validations	57
10.6	UK ID ISSUER API - REGISTER FACILITY (RFA)	57
10.6.1	Request Definition - "FacilityRequest"	58
10.6.2	Response Definition – “FacilityRegistryResponse”	59
10.6.3	Specific Message Validations	59
10.7	UK ID ISSUER API - GET FACILITY (GFA)	60
10.7.1	Request Definition – “GetFacilityRequest”	60
10.7.2	Response Definition - "FacilityView"	60
10.7.3	Specific Message Validations	61
10.8	UK ID ISSUER API - LIST FACILITIES (LFA)	62
10.8.1	Query parameters	62
10.8.2	Response Definition - ListOfFacilityView	62
10.8.3	Specific Message Validations	63
10.9	UK ID ISSUER API - CORRECT FACILITY (CFA)	63
10.9.1	Request Definition – “FacilityEditRequest”	63
10.9.2	Response Definition – “FacilityEditResponse”	64
10.9.3	Specific Message Validations	65
10.10	UK ID ISSUER API - DE-REGISTRATION OF FACILITY (DFA)	65
10.10.1	Request Definition - "FacilityDeregistrationRequest"	65
10.10.2	Response Definition – “FacilityDeregistrationResponse”	65
10.10.3	Specific Message Validations	66
10.11	UK ID ISSUER API - REGISTER MACHINE (RMA)	66
10.11.1	Request Definition - "MachineRegistryRequest"	66
10.11.2	Response Definition – “MachineRegistryResponse”	67
10.11.3	Specific Message Validations	67
10.12	UK ID ISSUER API - GET MACHINE (GMA)	67
10.12.1	Request Definition – “GetMachineRequest”	68
10.12.2	Response Definition - "MachineView"	68
10.12.3	Specific Message Validations	69
10.13	UK ID ISSUER API - LIST MACHINES (LMA)	69
10.13.1	Query parameters	69
10.13.2	Response Definition - ListOfMachineView	70
10.13.3	Specific Message Validations	70
10.14	UK ID ISSUER API - CORRECT MACHINE (CMA)	70
10.14.1	Request Definition - "MachineEditRequest"	71
10.14.2	Response Definition- “MachineEditResponse”	71
10.14.3	Specific Message Validations	71
10.15	UK ID ISSUER API - DE-REGISTRATION OF MACHINE (DMA)	72
10.15.1	Request Definition - "MachineDeregistrationRequest"	72
10.15.2	Response Definition – “MachineDeregistrationResponse”	72
10.15.3	Specific Message Validations	73

<b>11</b>	<b>CODE ORDERING.....</b>	<b>74</b>
11.1	UK ID ISSUER API - CREATE UNIT ORDER (CUO) .....	74
11.1.1	Request Definition – “CreateUnitOrderRequest” .....	74
11.1.2	Response Definition – “CreateUnitOrderResponse” - OrderId .....	76
11.1.3	Specific Message Validations .....	76
11.2	UK ID ISSUER API - CREATE AGGREGATED ORDER (CAO).....	77
11.2.1	Request Definition – “CreateAggregatedOrderRequest” .....	77
11.2.2	Response Definition – “CreateAggregatedOrderResponse” .....	77
11.2.3	Specific Message Validations .....	78
11.3	UK ID ISSUER API - GET ORDER BY ORDER ID (GOR) .....	78
11.3.1	Request Definition – “GetOrderRequest” .....	79
11.3.2	Response Definition – “OrderView” .....	79
11.3.3	Specific Message Validations .....	81
11.4	UK ID ISSUER API - GET ORDER LIST (GOL).....	81
11.4.1	Query parameters .....	81
11.4.2	Response Definition – “ListOfOrderView” .....	82
11.4.3	Specific Message Validations .....	83
11.5	UK ID ISSUER API - CANCEL ORDER ID (COI) .....	83
11.5.1	Request Definition – “CancelOrderRequest” .....	83
11.5.2	Response Definition – “CancelOrderResponse” .....	83
11.5.3	Specific Message Validations .....	84
11.6	UK ID ISSUER API - GET GENERATED CODES BY ORDER ID (JSON) (GCJ).....	84
11.6.1	Query parameters .....	85
11.6.2	Response Definition – “JSONOrderView” .....	85
11.6.3	Specific Message Validations .....	85
11.7	UK ID ISSUER API - GET GENERATED CODES BY ORDER ID (CSV) (GCC) .....	86
11.7.1	Query parameters .....	86
11.7.2	Response Definition – “CSVOrderView” .....	86
11.7.3	Specific Message Validations .....	87
<b>12</b>	<b>OTHER FUNCTIONALITIES.....</b>	<b>88</b>
12.1	UK ID ISSUER API - ENTITY VERIFICATION (ICV).....	88
12.1.1	Request Definition – “EntityVerificationRequest” .....	88
12.1.2	Response Definition – “EntityVerificationResponse” .....	88
12.1.3	Response example.....	89
12.1.4	Specific Message Validations .....	90
<b>13</b>	<b>ENDPOINTS .....</b>	<b>91</b>
<b>14</b>	<b>LIST OF STANDARDS.....</b>	<b>92</b>



# 1 Introduction

This document presents a technical user guide on the functioning of the UK ID Issuer services operated by Dentsu Tracking in the context of the UK Track & Trace system.

This guide covers all relevant topics related to the ID Issuer services, including onboarding and user management, identifier codes and unique identifiers, credentials and validation rules. Readers also have access to technical details necessary for Economic Operators to manage their registry data.

## 1.1 Definitions and abbreviations

Expression or Acronym	Definition
CIR 2018/574	Commission Implementing Regulation (EU) 2018/574, as applied and amended by The Tobacco Products (Traceability System and Security Features) (Amendments) (EU Exit) Regulations 2020
EO	Economic Operator
EOID	Economic Operator Identifier code
FID	Facility Identifier Code
MID	Machine Identifier Code
FCTC Protocol	The Protocol to Eliminate Illicit Trade in Tobacco Products is the first protocol to the WHO Framework Convention on Tobacco Control (WHO FCTC)
HMRC	Her Majesty's Revenue and Customs 'the Authority' (the Contracting Authority)
KPI	Key Performance Indicator
RoW	Rest of World. Other countries outside the UK.
SLA	Service Level Agreement
UI	Unique Identifier. The alphanumeric code enabling the identification of a unit packet or an aggregated packaging of tobacco products.
GB	Great Britain
NI	Northern Ireland

NI Protocol	Northern Ireland Protocol (to the UK/EU Withdrawal Agreement)
DLR	De La Rue
Service Provider	Third party acting on behalf of one or multiple Economic Operator, submitting messages to the UK Gateway
ATD	Anti-Tampering Devices.

## 2 System Overview

This document defines the user guide and technical specifications for the ID Issuer of the UK Tobacco Track & Trace System established and operated by Dentsu Tracking. The information provided in this document includes information about the code format, the process to onboard into the system and request credentials, the support process and a detail specification of the API and the methods available to Economic Operators.

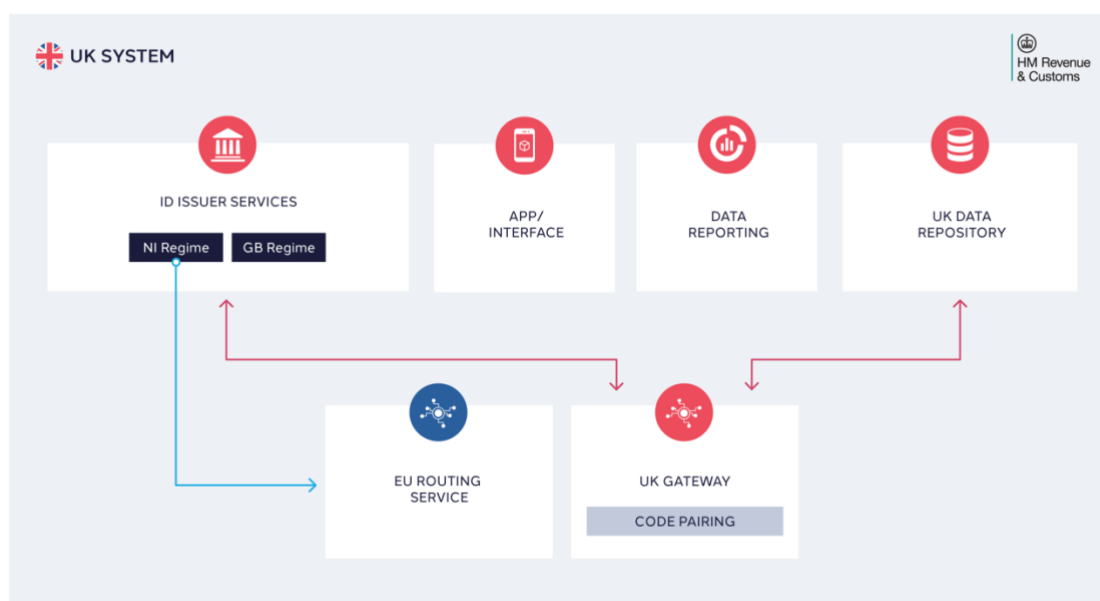
### 2.1 Key design principles

The UK Track & Trace system consists of the following sub-systems:

- **ID issuer:** generates and issues unique identifier codes for tobacco products destined for and travelling through the UK Territory (Great Britain and Northern Ireland), as well as identifier codes that enable the registration of Economic Operator, Facilities and Machines in the system. This document focuses on this component.
- **UK Gateway:** Economic operators must record all product movements and transactional data for tobacco products, from the manufacturer to last economic operator before the first retail outlet. All recorded data must be transmitted to the UK Gateway which will perform the applicable business and technical validations on the submitted data and provide a positive or negative acknowledgment message to the sender accordingly. For more information about the UK Gateway please refer to the "UK Gateway technical specifications" document.
- **UK Data Repository:** The received data is subsequently transferred to the UK Data Repository where it is accessible to authorised personnel of HMRC and any other nominated authority

### 2.2 UK Track and Trace System

The following diagram represents the overall system design of the UK Track & Trace System.



*Figure 1 Overall system interconnection*



### 2.2.1 UK ID Issuer

Tobacco manufacturers and importers, along with all other businesses in the tobacco supply chain, must be registered with the Dentsu UK ID Issuer to obtain an economic operator ID (EOID). Once registered, manufacturers must also register for Machine IDs (MID) for machines integral to the manufacturing process. All businesses in the tobacco supply chain must register for Facility IDs (FID) for all premises where they manufacture, store, handle or sell their products. IDs previously registered in the system operated by DLR are migrated to the new UK system operated by Dentsu. Newly registered IDs (either EOIDs, MIDs or FIDs) are provided free of charge by Dentsu.

The process to request and/or modify additional identifier codes (EOID, FID, MID) is described in this document.

Each packet of cigarette and hand rolling tobacco products manufactured in, or imported into the UK, must have a UK UI applied to and/or associated with the individual product. This requirement currently applies cigarettes and hand-rolling tobacco and applies to other tobacco products from May 2024.

Where cigarette and hand rolling tobacco products imported into the UK are already marked with a UI issued by another country operating a track and trace system, such as in the EU, the UK UI is not printed on the packet. Instead, it is digitally associated with the UI already marked on the packet. This is a mandatory requirement in UK legislation.

UIs come in the form of an alphanumeric code. They can be either unit packet UIs or aggregate UIs. An aggregate UI is used for anything that holds more than one unit packet e.g., cartons, master cases, pallets, trailers and shipping containers. It is then linked to the unit packets that it contains. Manufacturers and importers can request unit packet UIs from Dentsu for a fee. Aggregate UIs can be either purchased from Dentsu or generated by registered economic operators themselves. Economic operators are responsible for encoding the digital UK UI and ensuring its correct application.

When Economic Operators decide to self-generate the aggregated level identifier codes, these must comply with the ISOs described in the CIR (EU) 2018/574.

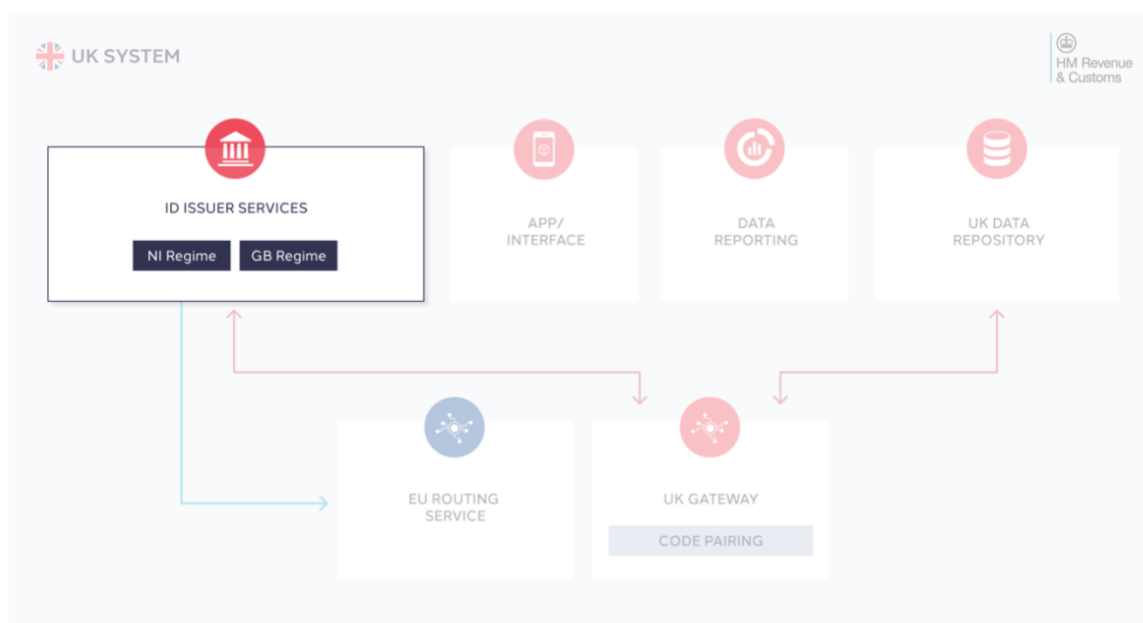


Figure 2 - UK System - ID Issuer services

Dentsu operates the UK ID Issuer under two territorial regimes: NI Regime and GB Regime.

Under the NI Regime, the UK ID Issuer is connected to both the UK System and the EU System. IDs (EOID, FID, MID) and UIs issued for the NI territory are to be stored in both the UK System and the EU System.

The UK ID Issuer component for NI complies with the requirements outlined CIR 2018/574, enabling the UK and economic operators to comply with their obligation under the NI Protocol. Existing IDs previously registered in the DLR system for the NI Regime are transferred from DLR to Dentsu via a data migration exercise.

Under the GB Regime, the UK ID Issuer is connected only to the UK System. Economic Operators can register IDs and request UIs. Additionally, for products destined for the GB territory the UK System (UK Gateway and UK Data Repository) will facilitate the transmission of code-pairing requests, allowing Manufacturers and Importers to digitally associate a third country UI already marked on the packet, with a UK UI. Existing IDs previously registered in the DLR system for the GB Regime are transferred from DLR to Dentsu via a data migration exercise.

### 2.2.2 UK Gateway

All data regarding cigarettes and hand rolling tobacco products manufactured in and imported into the UK (and from May 2024, other tobacco products) are routed to the UK data repository.

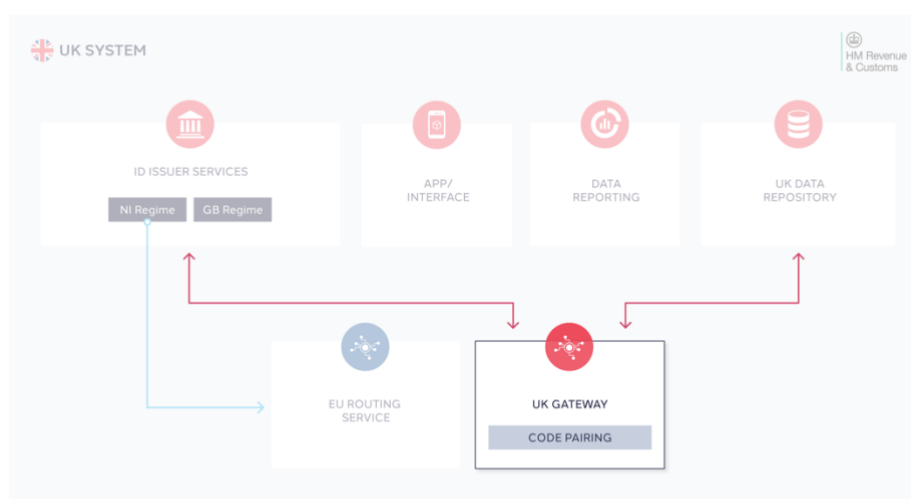
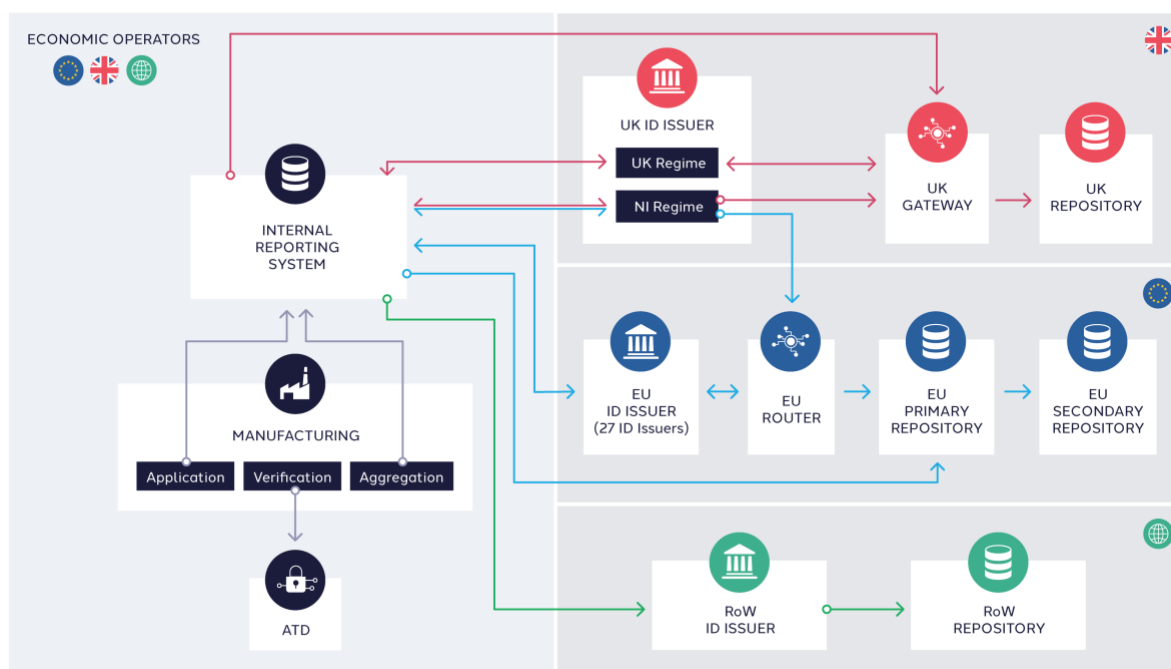


Figure 3 - UK System - UK Gateway

The UK Gateway is a central component of the UK track and trace system. The UK Gateway receives events from the UK ID Issuer and messages reported by Economic Operators and forwards them to the UK Repository. It therefore serves as a central reporting point for all Economic Operators. The Gateway also ensures a high level of data reporting quality and the overall integrity of all reported UIs due to sophisticated, high performing validation mechanisms (business and technical validations) that are applied to all received messages.

The following diagram shows all parties and components involved in this process:



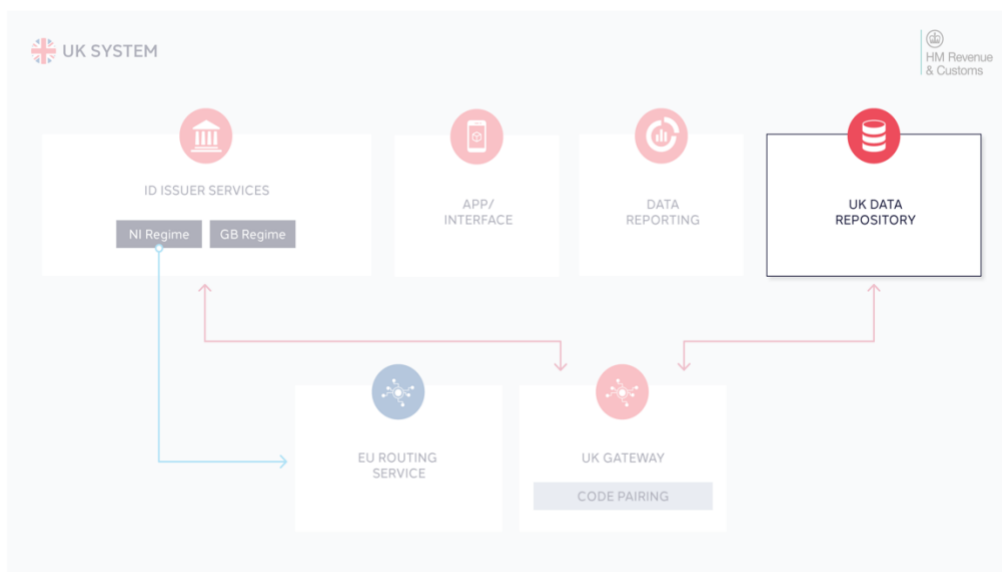
Economic Operators will be responsible for transmitting messages to the UK Gateway on the reporting of product movement and transactional events.

Economic Operators will be responsible for transmitting messages to the UK Gateway and the EU Router on the reporting of product movement and transactional events that occur on the NI territory.

The UK Gateway only transmits data to the UK Repository and is not interfacing with any other Track & Trace system from third country regimes, such as the EU tobacco traceability system. Economic Operators are responsible for ensuring transmission of relevant data to any other third country systems, such as the EU system, where applicable.

### 2.2.3 UK Data Repository

All information registered in and transferred to the UK track and trace system are routed by the UK Gateway to the UK Data Repository, where that information will be accessible to the UK Authority. All data are stored in a secure environment that is only accessible to authorised government personnel.



*Figure 5 - UK Data Repository*

## 3 Onboarding process

The onboarding process into the UK ID Issuer is split into two phases.

In the first phase, prior to the go-live of the new UK System (1 July 2022), the incumbent Supplier (DLR) is required to transmit to Dentsu all existing account and registration data. Dentsu will utilise this migration data to facilitate the onboarding process.

In the second phase, after the go-live of the new UK System, new businesses requiring access to the system will go through a self-registration process to onboard themselves.

### 3.1 During the Migration phase (before 1st of July 2022)

Dentsu intends to auto-enrol existing Economic Operators based on the data provided from DLR, establishing the following information:

- 1 Organisation for the corresponding company (Company Account, where the billing details are reflected, as well as the user management);
- 1 to N Economic Operators (equal the number created in the DLR system);
- 0 to N Facility IDs per Economic Operator (equal the number created in the DLR system);
- 1 to N Machine IDs per Facility ID (equal the number created in the DLR system).

Additionally, a default user will be created for the Organisation based on the received DLR data. This user will receive a welcome email with a default password (to be changed upon first login). The default user will be able to create additional users for his organisation and request API credentials.

For the pre-production system (QA / Integration environment), the target date for the delivery of this welcome email is 1 May 2022. For the production system, the target date is 1 June 2022.

During this phase, the data of the existing DLR registry will be migrated "as-is", including any foreign identifier codes previously registered in the UK registry. However, economic operators should note that any identifier codes requested and issued after the go-live data (EOIDs, FIDs, MIDs) will be issued only by the UK ID Issuer in the UK format.

A corresponding user will also be created in the Dentsu Tracking Service Now platform (support portal), allowing the Economic Operator to raise support incidents. This takes place automatically.

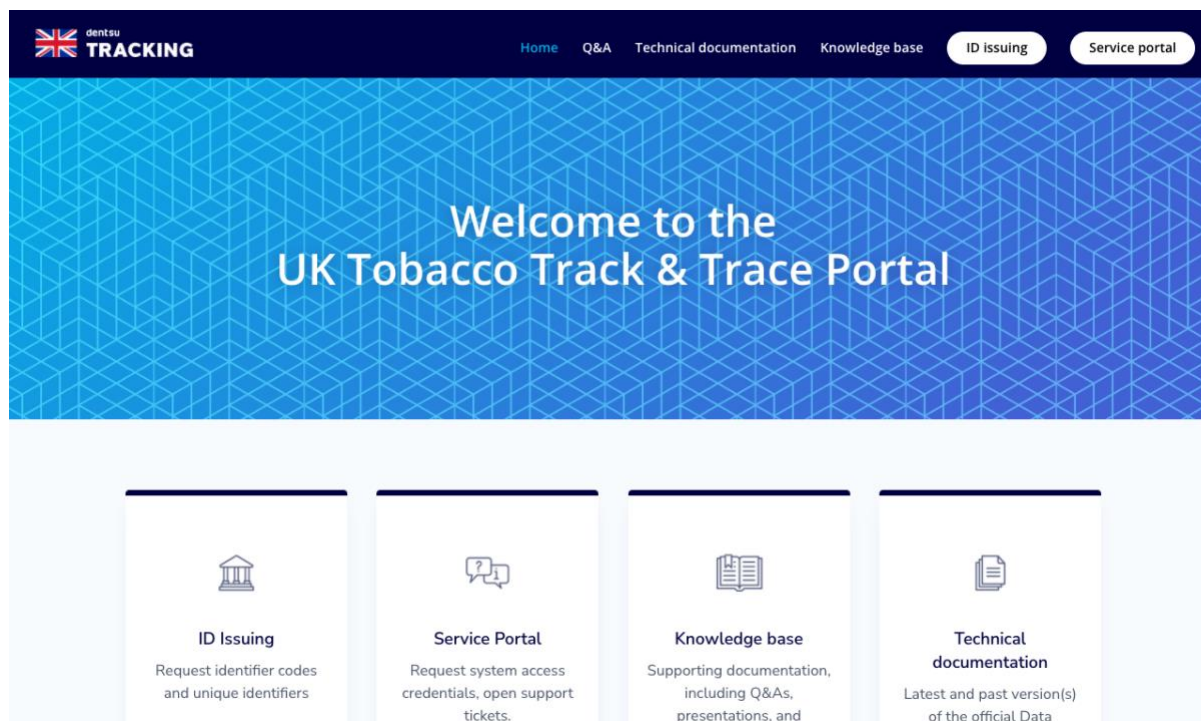
It is encouraged to verify all the information automatically created by the migration to ensure that Dentsu has the correct data, including but not limited to the billing information.

### 3.2 After the Migration phase (after 1st of July 2022)

Economic Operators request credentials to access the ID Issuer portal. The account creation for an Economic Operator requires submission of pre-defined information. This information enables identification of the organisation. Where economic operators intend to request UIs, additional billing information must be completed.

Each Economic Operator will have 1 Organisation created into the UK ID Issuer as their "Organisation Account". Via this account, a company can then register additional EO-IDs.

The ID Issuer Portal can be accessed via the UK Tobacco Track & Trace Project website:  
<https://uk-trackandtrace.dentsuttracking.com/>



*Figure 6 - Dentsu UK Document Center*

The onboarding process will be triggered via the “Register” button on the main page of the UK ID Issuer portal.



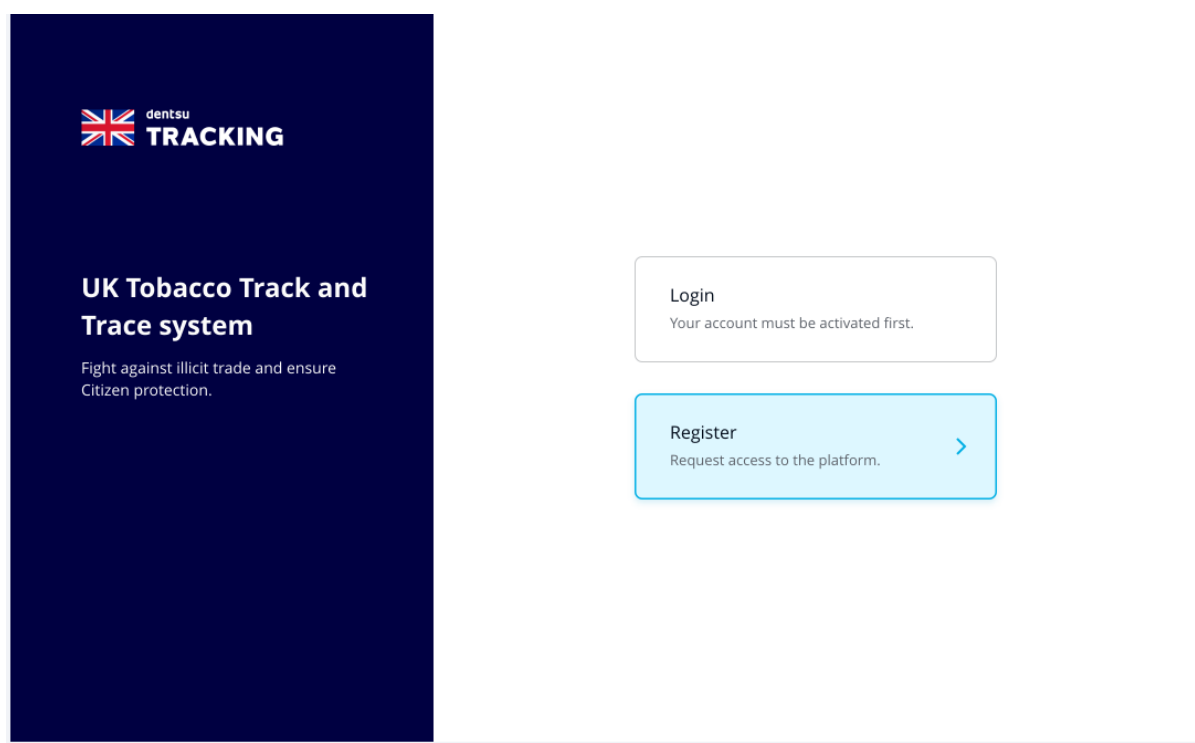


Figure 6 – Onboarding Wizard

Account creation consists of four user friendly steps:

- 1) **Step 1** – Select the Organisation Type (related to the type of the business performed)  
Manufacturer/Importer, Other Economic Operator or Service Provider

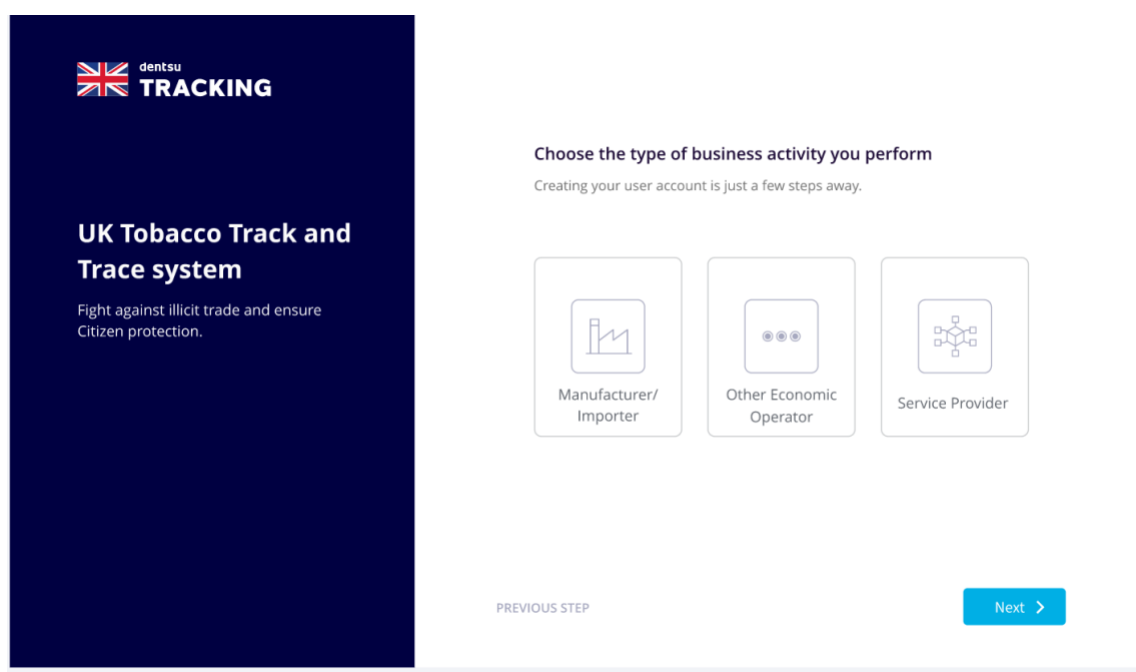


Figure 7 – Onboarding Wizard – Organisation Type

The information contained in these documents is confidential, privileged and only for the information of the intended recipient and may not be used, published or redistributed without the prior written consent of dentsu International Switzerland AG.

**Manufacturer/Importer** can perform the following activities:

- request upUIs (unit level unique identifiers) and aUIs (aggregated level unique identifiers).
- manage their registry by requesting/modifying/de-registering Identifier Codes (EOIDs, FIDs, MIDs).
- request API credentials for the UK Track&Trace System.

**Other Economic Operator** can perform the following activities:

- request aUIs (aggregated level unique identifiers) (NOTE: Only Other Economic Operators that have provided billing information can request unique identifiers. If your organisation is already onboarded and wish to order aggregated level UIs, please contact [uktnsupport@dentsu.com](mailto:uktnsupport@dentsu.com)).
- manage their registry by requesting/modifying/de-registering Identifier Codes (EOIDs, FIDs, MIDs).
- request API credentials for the UK Track&Trace System.

**Service Provider** can perform the following activities:

- request API credentials for the UK Track&Trace System in order to submit messages to the UK Gateway on behalf of customers.

**2) Step 2** – Fill in the Organisation details that are to be registered in the UK System (the following set of fields will be common for all Organisation Types):

- Organisation Name
- Street
- Number
- City
- Postal Code
- Country
- VAT Number/TIN Number

*(mandatory fields are marked with \*)*

Figure 8 – Onboarding Wizard – Organisation Details

- 3) Step 3** – Select whether or not your company requires to order unique-level unique identifiers and/or aggregated level unique identifiers from the UK ID Issuer via the “I wish to order UIDs” or “I wish to order aggregated level UIs” checkbox. It is expected that only manufacturer(s)/importer(s) order upUIs.

*NOTE that this step is not required for Service Providers.*

Figure 9 – Onboarding Wizard – Manufacturer/Importer view

Figure 10 – Onboarding Wizard – Billing Information – Other Economic Operator view

**“I wish to Order UIs” or “I wish to Order aggregated level UIs”:**

- Select this option if the organisation wishes to be able to request / purchase UI codes. Dentsu will issue corresponding invoices for the submitted orders.
- Do not select this option if the organisation does not want to request UIs.

**“Billing address is different than the Organisation Address”:**

This option only applies to organisation who wish to request / purchase upUI(s)/aUI(s).

- Select this option if the billing address is different from the organisation’s address provided during step 2. In this case an alternative address can be provided (please see figures 11 and 12).
- Do not select this option if billing address and organisation address (provided in step 2) are identical.

Figure 11 – Onboarding Wizard – Billing Information

Figure 12 – Onboarding Wizard – Billing Information

Note that the following information can still be modified after the account has been approved:

The information contained in these documents is confidential, privileged and only for the information of the intended recipient and may not be used, published or redistributed without the prior written consent of dentsu International Switzerland AG.

- Billing Organisation name
- VAT Number/TIN Number
- Street
- Number
- City
- Postal Code
- Country
- Billing Contact Details:
  - o Email
  - o First Name
  - o Last Name
  - o Phone

**4) Step 4** – Complete all User Information details of the person managing the organisation account (note: additional users may be created after the account is approved):

- First Name
- Last Name
- Professional Email
- Confirm Professional Email
- Professional Phone Number
- Agree to our “Terms and Conditions”
- Accept Data Protection Policy (GDPR)

**Note:** It is mandatory to read the Terms and Conditions and to accept them. The terms and conditions frame the rights and obligations of both parties regarding the ID Issuer services. Accepting the privacy policy (GDPR) is also mandatory at the time of first connection.



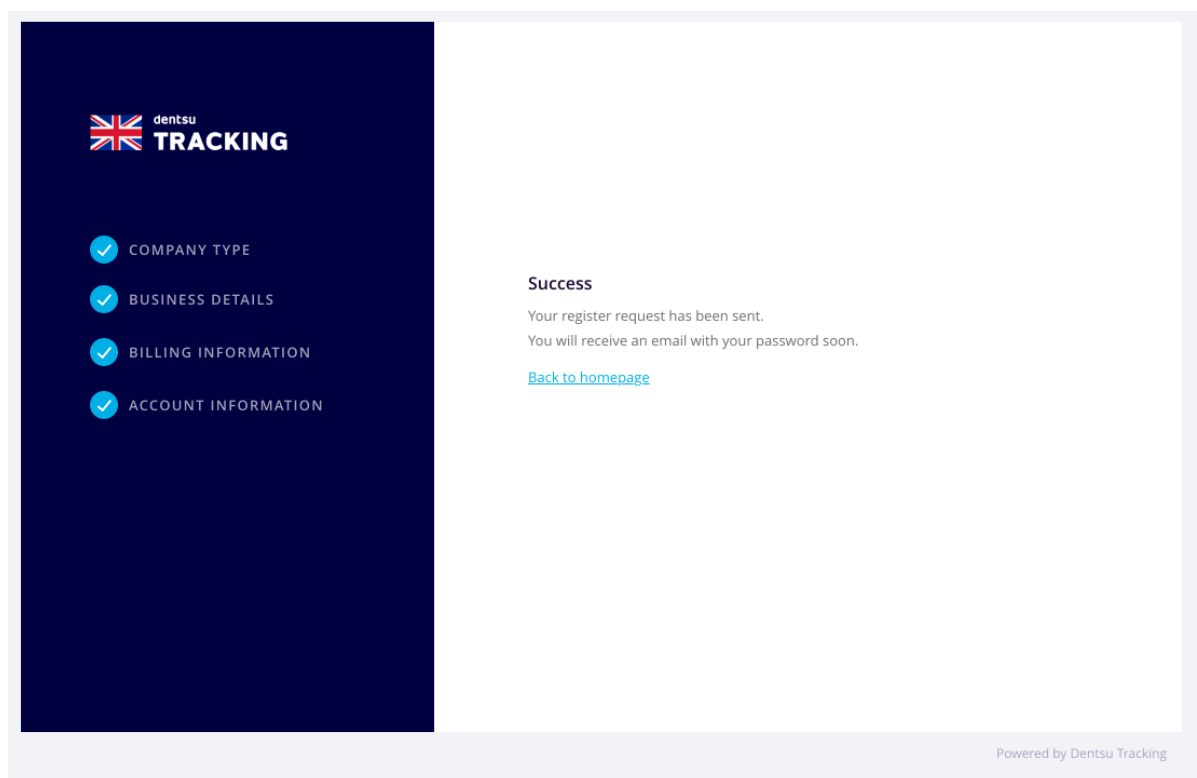


Figure 13 – Onboarding Wizard – Final

Once the registration process is completed, the user will get a "Welcome" email with an "auto-generated" password to be modified upon first login. At this point the user may already login into the system but the account will be shown with status "processed".

Once Dentsu approves the Organisation, the user will get an email that the account is active. As of that point, the user can perform operations in the UK ID Issuer Portal.

Every time that a new user is registered in the organization account, the new user will receive a welcome email with an "auto-generated" password.

Note: Creation of the organization account and user account does not trigger registration of an Economic Operator ID. Users must request Economic Operator IDs individually by completing the required information.

As of this stage, users can also request credentials to enable automatic integration with the Economic Operator's IT systems.

The user will also receive an additional e-mail from the Dentsu Tracking Support Portal (Service Now), confirming enrolment in the support portal where the user can open incident tickets.

## 4 Support process

For every user registered in the UK ID Issuer portal, a corresponding user gets created in the Service Now Portal of Dentsu Tracking.

*Note: the passwords to access the UK ID Issuer and the Service Now support portal are different. For access related issues please contact the call center or the generic support inbox at [uktntsupport@dentsu.com](mailto:uktntsupport@dentsu.com).*

Please check the Document Center for announcements, and access to the Support Portal and UK ID Issuer Portal: <https://uk-trackandtrace.dentsutracking.com> on the "Service Portal" button at the top right corner.

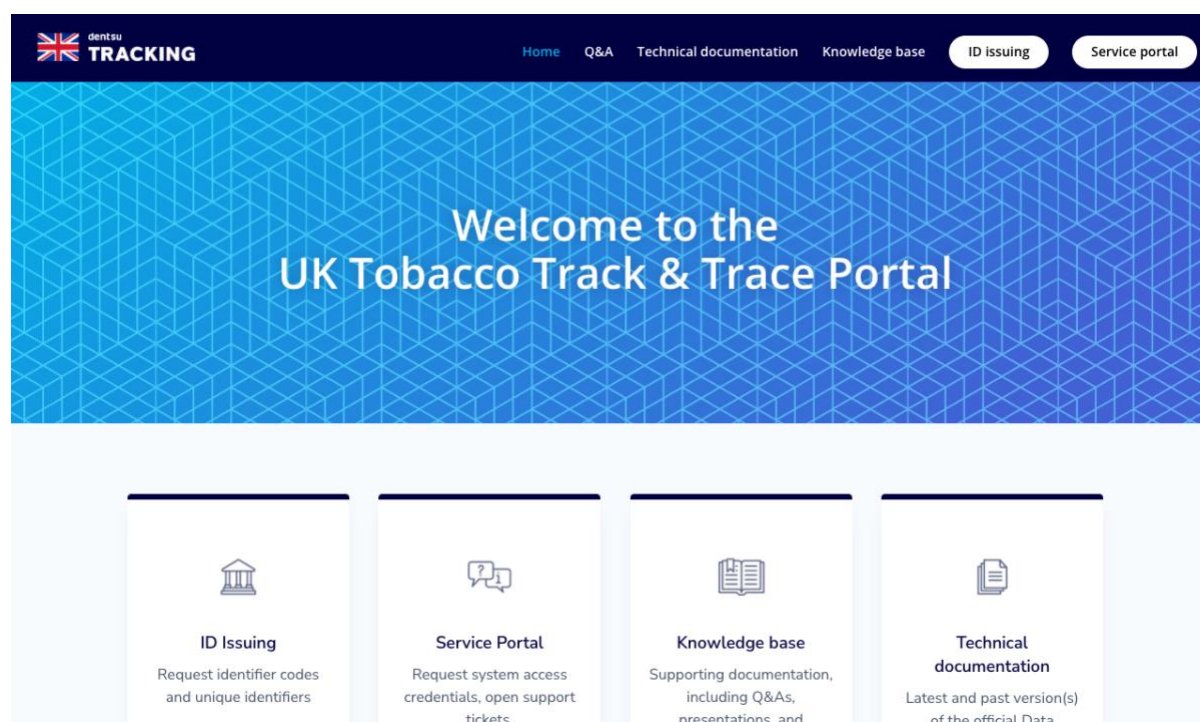


Figure 7 - UK Track&Trace Homepage - Acces ID Issuer, Service Portal...

In any case, the Service Portal is accessible via the following link:

<https://support.uk-trackandtrace.dentsutrack.com/>

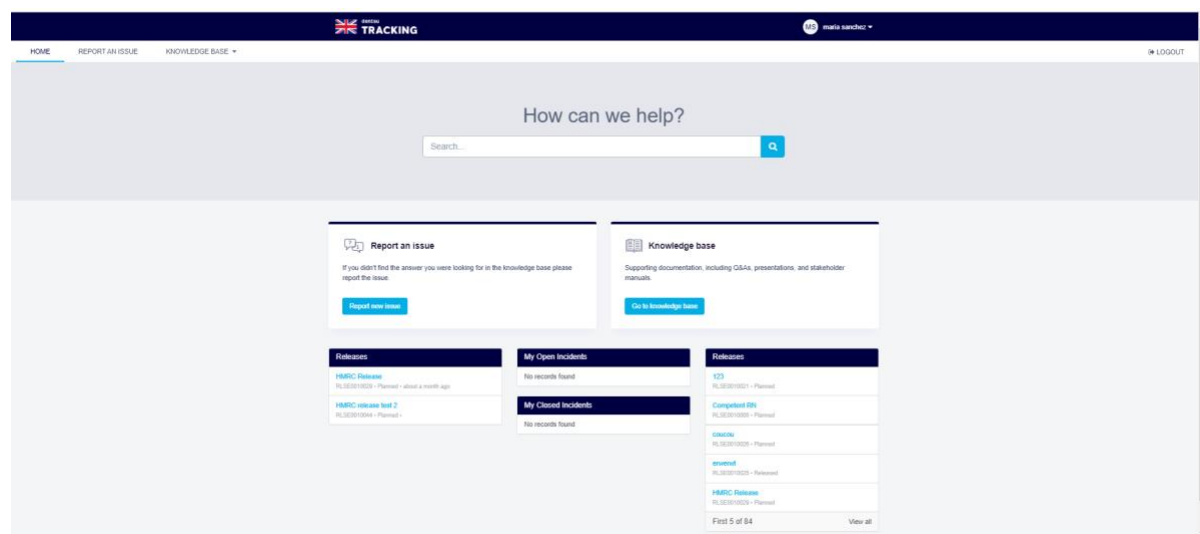


Figure 8 - UK Support Portal - After Login

Note: A separate user manual for the UK ID Issuer will be released at the time when the UK Track & Trace system becomes available.

Dentsu will provide the business as usual support through Service Now and the Call Center as of 1<sup>st</sup> of July 2022.

Before 1<sup>st</sup> of July 2022, during the “on boarding” phase, support will be provided based on incidents and requests to the generic inbox [ukntsupport@dentsu.com](mailto:ukntsupport@dentsu.com) on best effort to support the Economic Operator integration as part of the mobilisation phase but without contractual SLAs.

## 5 Code ordering modalities

### 5.1 Billing modalities for UI code orders

Dentsu Tracking charges a fee to economic operators for each requested UI code. Unit level and aggregated level UI codes (requested from the ID Issuer) are subject to the same fee. The fee was contractually agreed between Dentsu and HMRC and may only be changed under very specific conditions and subject to approval by HMRC.

Note: test UI codes used in the test environment (non-production environment) are not subject to any fee and may also not be used for production.

Invoices are issued to each organisation at the end of a month (the "Period of Reference"). The invoiced price for services will be based on the volume of new (unit level / aggregated level) Unique Identifiers requested over the preceding Period of Reference.

Invoices are sub-divided into Economic Operator IDs (linked to the respective order) and among others contain the relevant Period of Reference, the number of unit level Unique Identifiers concerned by that Period of Reference, the internal order number reference (if provided during the order request), and the amount due in GBP.

Note: all billing modalities and UI code ordering service terms are set out in the Terms & Conditions, which are accessible via the Web Interface and API environment (available as of 1 May 2022 in the test environment).

Partial excerpt of the invoice format showing division by EO-ID:

Dentsu legal entity details		Client legal entity details
		Client purchase order number
Invoice number		Date
		Due date
		Payment term
Period of reference details		
Economic Operator 1	Order references	Volumes of UI
Economic Operator 2	Order references	Volumes of UI
Economic Operator 3	Order references	Volumes of UI
Economic Operator 4	Order references	Volumes of UI

*Figure 9 – Partial Excerpt of the Invoice Format*

At time of initial organisation creation in the system, the organisation will be subject to the Dentsu supplier onboarding process for invoicing purposes. This process will be handled via direct contact between the organisation and the Dentsu back-office team, running among others a standard due diligence exercise.

### 5.2 Terms and conditions

Dentsu issues Terms & Conditions that govern the overall use of the ID Issuer Services provided to Economic Operators, including applicable SLAs as laid down in CIR 2018/574 and/or otherwise agreed with HMRC. The Terms & Conditions must be accepted by all

Economic Operators prior to using the production environment of the UK ID Issuer platform.

Economic Operators requesting UI codes from the ID Issuer will also have to accept additional terms governing the commercial aspects linked to the generation and issuing of UI codes, including invoicing and payment modalities. For those Economic Operators, the specific terms are included in the general Terms & Conditions document, which must be accepted by them prior to submitting every UI code order request. Acceptance takes place via ticking the box "Accept Dentsu Terms & Conditions" in the Web Interface or by declaring such acceptance in the API (via parameter: "Accept\_Terms") when submitting an order request.

The respective Terms & Conditions document is going to be accessible to Economic Operators via the ID Issuer Web Interface and the API environment.

## 5.3 SLA

### 5.3.1 Identifier Codes

Identifier codes (EO-ID, F-ID, M-ID) are issued instantly once an organisation account is available and the identifier code request was submitted and received correctly.

### 5.3.2 UI codes

CIR 2018/574 sets out the applicable SLA for the UI code request, generation and issuing modalities.

Dentsu is required to generate and issue unit level and aggregated level UI codes based on the information submitted by economic operators as part of the request message (subject to applicable validation rules), whereas economic operators are responsible for the information contained in their request.

Dentsu will respond to correctly submitted order request within the legally defined timeframes:

- Electronic UUIDs to be delivered within 2 Working Days;
- Electronic Aggregated UUID to be delivered within 2 Working Days.

Dentsu starts the generating of UI codes 24 hours after receipt of the UI code ordering request, in order to allow Economic Operators to make use of their right to cancel an order within the legally permitted 24-hour time window.

However, Economic Operator may make use of a fast delivery option by selecting the field "No Cancellation" in the Web Interface or as a parameter in the API. Economic operators must note, however, that selecting this option automatically relieves them of the right to cancel an order within 24 hours. **UI codes requested with fast delivery option cannot be cancelled at any stage after submission of the order request.** There are no additional fees charged for the fast delivery option.

Note that there is no minimum number of codes to be requested in an order (the minimum is 1 code). There is a maximum of 1 Million codes per order to prevent human error. If an Economic Operator needs more than 1 Million codes at a time, please place multiple orders.

Physical UI code delivery takes place within 10 Working Days from validation of a received request. Note that it is not possible to request physical UI codes via the API.

### 5.3.3 General availability of services

HMRC contracted Dentsu to ensure that the ID Issuer services are subject to uptime of 99.5%. Temporary unavailability because of planned maintenance agreed with HMRC in advance, and communicated to economic operators according, does not qualify as downtime.



## 6 Format of UI codes

### 6.1 Issuing Agency Code / Company Number (ISO 15459-2)

According to applicable UK legislation, the UK ID Issuer must comply with ISO 15459-2. This ISO standard requires that the ID issuer is uniquely identifiable by means of an Issuing Agency Code / Company Number.

Dentsu uses the following ID Issuer prefix for the delivery of the UK ID Issuer:

**QCUKT**

### 6.2 Structure of Identifier codes

Economic Operator IDs, Facility IDs and Machine IDs will respect the following structure:



*Figure 32 - Identifiers format*

EOID: Economic Operator ID

FID: Facility ID

MID: Machine ID

Length: 13 Characters

The ID Issuer Identifier Code (5 characters) is identical for unit-level and aggregated-level UI codes. The serialised element is a randomised sequence of 8 characters to identify each identifier code uniquely in the system.

Examples:

EOID: QCUKTabc45Thy

FID: QCUKT12erBYnj

MID: QCUKT89tthVok

### 6.3 Unit level Unique Identifiers

The UI code will follow the structure outlined in the next paragraph:

- **ID Issuer prefix:** 5 characters compliant with ISO/IEC 15459-2 (QCUKT).

- **Product code:** 5 characters, which compress the information provided during the request of the codes to meet UK and FCTC Protocol requirements by means of an encrypted lookup.
- **Serial Number:** 10 to be able to randomize and make the code non predictable.

The UI code appears in three different versions:

- upUI(s): The format delivered to manufacturers and importers.
- upUI(L): The format of the code encoded by the manufacturer and importer into the data carrier.
- Human Readable: The format printed next to the data carrier in plain text, where applicable.



Figure 10 - upUI(s) format

**upUI(s):** upUI short identifier, the format delivered to the manufacturer or importer.

**Sample:** QCUKT1qW3e4RtyUOHGj5

**Length:** 20 Characters



Figure 11 - upUI(L) format

**upUI(L):** upUI long identifier, it's the upUI(s) plus the affixation of the Timestamp with format YYMMDDhh ( Y – Year, M – Month, D – Day, h – hour)

**Sample:** QCUKT1qW3e4RtyUOHGj522010101

**Length:** 28 Characters

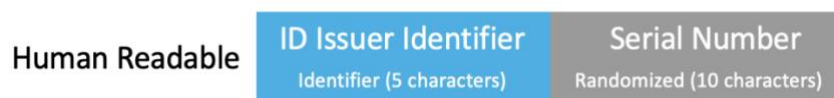


Figure 12 - Human Readable format

**Human Readable:** The version to be printed so a human can read it. The human readable code must enable an electronic link to the corresponding UI code in the system.

**Sample:** QCUKT1qW3e4RtyU

**Length:** 15 Characters

## 6.4 Aggregated level unique identifiers

The process to request aggregated level UI codes is almost identical to requesting unit level UI codes. Experience shows that most Economic Operators (manufacturers, importers, distributors) rely on the possibility to self-generate aggregated codes in accordance with internationally recognized ISO standards (e.g. ISO 15459 part 1 and part 4).

Where Economic Operators do not wish to self-generate, they can request aggregated level UI codes from the ID Issuer. The ID Issuer portal facilitates this option. Respective requests will be linked to the F-ID of the facility at which the aggregation event takes place.

The aggregated level UI code has the following structure:

- **ID Issuer prefix:** 5 characters based on ISO 15459-2 (QCUKT).
- **Serial Number:** 10 to be able to randomise and make the code non predictable.
- **Facility ID:** 13 characters Facility Identification Code.

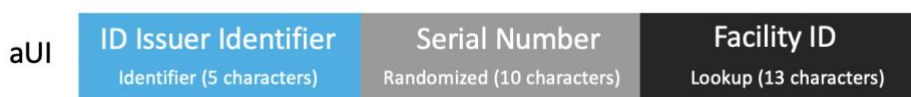


Figure 13 - Aggregated level UI format

**aUI:** Format delivered by the ID Issuer to the economic operator.

**Sample:** QCUKT1qW3e4RtyUQCUKT123aT67f

**Length:** 28 Characters

When applying the code, the timestamp must be added into the data carrier and reported in the aggregation message:



Figure 14 - Aggregated level UI after activation (with timestamp)

**aUI + TS:** Aggregated level UI including Time Stamp applied by the manufacturer/importer at the time of aggregation.

**Sample:** QCUKT1qW3e4RtyUQCUKT123aT67f21010101

**Length:** 36 Characters

## 7 Clarification on Structure of unit-level unique identifiers

Data carrier must comply with the rules as set out by Article 21 [2]. The data carrier content must

be preceded by a mandatory ISO data identifier 5R, defined by [8].

### 7.1 Clarification on Structure of unit-level unique identifiers (after encoding into a data carrier)

The purpose of this section is to clarify the use of data qualifiers as part of the UI, in line with CIR 2018/574 and the applicable international ISO norms.

Please see the following table illustrating the structure of the UI (after encoding it into a data carrier), and the role of the ID issuer and economic operators in generating and/or applying different data elements and, where applicable, data qualifiers.

	(1)	(2)	(3)	(4)	(5)	(6)	(7)	(8)	(9)
Unique Identifier	Symbology Identifier	Mandatory Data Qualifier	ID Issuer Identification Code	Optional Data Qualifier	Serial Number	Optional Data Qualifier	Product Code	Optional Data Qualifier	Timestamp
Type	Qualifier	Qualifier	String (data Element)		String (data Element)		String (data Element)		String (data Element)
Position within the unique identifier	Fixed	Fixed	Fixed	Free	Free	Free	Free	Fixed	Fixed
Regulated by	Art. 21(1) and ID issuer's coding structure	Art.3(4), Art.8(1)(a), Art. 21(1) and ID issuer's coding structure	Art.3(4) and Art.8(1)(a)	Art. 21(1) and ID issuer's coding structure	Art.8(1)(b)	Art. 21(1) and ID issuer's coding structure	Art.8(1)(c)	Art. 21(1), Art. 21(4) and ID issuer's coding structure	Art.8(1)(d) and Art.21(4)
Applicable international standards	ISO/IEC 16022:2006, or ISO/IEC 18004:2015, or ISS DotCode Symbology Spec.	ISO 15459-2:2015 and ISO 15459-3:2014	ISO 15459-2:2015 and ISO 15459-3:2014						
Process	Applied by EO	Applied by EO	Generated by ID issuer	Applied by EO	Generated by ID issuer	Applied by EO	Generated by ID issuer	Applied by EO	Applied by EO
Transmission to repositories systems	No	No	Yes	No	Yes	No	Yes	No	Yes

Following Article 8(1)(a)-(c) of CIR 2018/574, the following data elements (strings) should form part of the UI, as generated by the ID issuer:

- ID issuer identification code (subject to ISO 15459-2 and 3);
- Serial number;
- Product code.

In accordance with Articles 8(1)(d) and 21(4) of CIR 2018/574, manufacturers and importers must add the time stamp in the last position to the code generated by the ID issuer. The time stamp can be either encoded into the data carrier or be added separately from the data carrier in human-readable format. The time stamp format must be YYMMDDhh. Regardless of its format, the time stamp remains a part of the UI.

In accordance with Article 3(4) of CIR 2018/574, the ID issuer identification code should be assigned considering ISO/IEC 15459-2 and the latter should be read in conjunction with ISO/IEC 15459-3 laying down common rules on unique identification and data capture techniques. Similarly, the ID issuer identification code must always be preceded by a data qualifier, which must consist of digits and upper cases only.

The potential use of a data qualifier preceding the time stamp will also depend on whether an economic operator decides to rely on Article 21(4) of CIR 2018/574. The application of said data qualifier should take place in accordance with the applicable coding structure published by the ID issuer in cooperation with its Issuing Agency.

To ensure positive validation by the UK Gateway, only the following data elements (strings), excluding the symbology identifier and any data qualifiers, are to be transmitted by economic operators as part of their reporting activity to the UK Track & Trace System:

- ID issuer identification code (without mandatory data qualifier);
- Serial number;
- Product code;
- Time stamp.

#### 7.1.1 Encoding of unit level UIs (upIU)

upUIs must be encoded in the respective data carrier as follows:

Position 1: DI **5R**

Position 2: fixed value **QCUKT:**

Position 3: the upUI as set out in 6.3, without preceding ID Issuer identifier **QCUKT**

Position 4: the time stamp in the format YYMMDDhh, which is optional acc. to derogation set out in Article 21(4) [2]

Practical advice: replace upUI preceding ID Issuer identifier **QCUKT** by **5RQCUKT:** and add the timestamp.

Example of the information to encode into the data carrier for an upUI

QCUKT34htuski9wppppp with a production date of 1 July 2022, 6:00pm

included in the data carrier:

=> Data carrier content:

5RQCUKT:34htuski9wppppp22070118

## 7.2 Clarification on Structure of aggregated-level unique identifiers (after encoding into a data carrier)

### 7.2.1 Encoding of aggregated level UIs (aIU) generated by the ID Issuer

For aggregated UIs, the rules on the use of data qualifiers apply by analogy.

This section applies only to aUIs generated by the ID Issuer and not to those aUIs that are self-generated by the Economic Operator

aUIs must be encoded in the data carrier as follows:

Position 1: DI **5R**

Position 2: fixed value **QCUKT:**

Position 3: the aUI as set out in 6.4, without preceding ID Issuer identifier **QCUKT**

Position 4: the time stamp in the format YYMMDDhh

Position 5: optional additional Information as set out by Article 11(4) [2]

Practical advice: replace aUI preceding ID Issuer identifier **QCUKT** by **5RQCUKT:** and add additional information, if desired.

Example of the information to encode into the data carrier for an aUI

**QCUKT1qW3e4RtyUQCUKT123aT67f** with an aggregation date of July 1st 2022, 7:00pm included in the data carrier:

=> Data carrier content:

5RQCUKT:1qW3e4RtyUQCUKT123aT67f22070119

### 7.2.2 Self-generated aggregated UIs

Self-generated UIs must only provide for unique identification of the traceable item. Therefore, any additional information added to the aggregated level UI, as provided in Article 11(4) of CIR 2018/574, must not be transmitted by economic operators as part of their reporting activity to the UK Track & Trace System



### Example 1: GS1 DataMatrix encoding Global Trade Item Number with Serial Number (SGTIN)

Aggregate Unique Identifier for standard trade item grouping using GS1 Application Identifiers (01) for GTIN and (21) for Serial Number.

	(1)	(2)	(3)	(4)	(5)
Unique Identifier	Symbology Identifier	Data Qualifier	GTIN	Data Qualifier	Serial Number
Position within the unique identifier	Fixed	Fixed	Fixed	Fixed	Fixed
Applicable international standards:	ISO/IEC 16022:2006, ISO/IEC 18004:2015, or ISO/IEC 15417:2007	ISO 15459-2:2015, ISO 15459-3:2014, ISO/IEC 15459-4: 2014 Section 4.1.2 (normative), ISO/IEC 15459-6:2014 Section 5 (normative) and Annex B (informative), and the GS1 General Specifications V.19 (or latest equivalents)			
Values	j d2	01	01234567891231	21	456FGRD66
Process	<input type="checkbox"/> Applied by EO <input type="checkbox"/> Symbology Identifiers are transmitted by scanners based on 'start character patterns' that must be followed when printing the barcode. See barcode specifications for specific patterns required to signal GS1 formatted data.				
Transmission to repositories systems	No	No	Yes	No	Yes
aUI			01234567891231		456FGRD66

### Example 2: GS1 DataMatrix encoding SGTIN (required for aUI) with additional information permitted, but not required.

Aggregate level Unique Identifier for standard trade item grouping adding GS1 Application Identifier (240) Additional Product ID assigned by the manufacturer to Example 1.

	(1)	(2)	(3)	(4)	(5)	(6)	(7)	(8)
Unique Identifier	Symbology Identifier	Data Qualifier	GTIN	Data Qualifier	Serial Number	Character required by GS1 after variable length fields	Data Qualifier for optional attribute added by the	Additional product identification assigned by the

							manufactur er	manufactur er
Position within the unique identifier	Fixed	Fixed	Fixed	Fixed	Fixed	Per rules within GS1 General Specifications V19 or latest equivalent		
Applicable international standards :	ISO/IEC 16022:2006,  18004:2015, or 15417:2007	ISO 15459-2:2015, ISO 15459-3:2014, ISO/IEC 15459-4: 2014 Section 4.1.2 (normative), ISO/IEC 15459-6:2014 Section 5 (normative) and Annex B (informative), and the GS1 General Specifications V.19 (or latest equivalents)						
Values	]d2	01	01234567891231	21	456FGRD66	FNC1 or <GS>	240	ED1234
Process	<input type="checkbox"/> Applied by EO <input type="checkbox"/>							
Transmission to repositories systems	No	No	Yes	No	Yes	No	No	No
aUI			01234567891231		456FGRD66			

### Example 3: GS1-128 encoding Serial Shipping Container Code (SSCC)

Aggregate level Unique Identifier for transport (logistic) units using GS1 Application Identifier (00) SSCC.

	(1)	(2)	(3)
Unique Identifier	Symbology Identifier	Data Qualifier	SSCC
Position within the unique identifier	Fixed	Fixed	Fixed
Applicable international standards:	ISO/IEC 16022:2006, ISO/IEC 18004:2015, or ISO/IEC 15417:2007	ISO 15459-2:2015, ISO 15459-3:2014, ISO/IEC 15459-1: 2014 Section 4 (normative) and Annexes A and B (informative), and the GS1 General Specifications V.19 (or latest equivalents)	
Values	JC1	00	123456789123456789
Process	<input type="checkbox"/> Applied by EO <input type="checkbox"/>		
Transmission to repositories systems	No	No	Yes
aUI			123456789123456789

Example 4: Code 128 bar code symbol with the qualifier of ASC MH10 Data Identifier "J".  
As defined in ISO/IEC 15459-1:2014 Annex A (informative) Unique identification for transport units section A.3 ASC MH10 unique identification for transport units.

	(1)	(2)	(3)
Unique Identifier	Symbology Identifier	ASC MH 10 Data Identifiers	
Values	]C0	J	JNLY1234567890
Process	Applied by EO	Applied by EO	Applied by EO
Transmission to repositories systems	No	No	Yes
aUI			JNLY1234567890

## 7.3 General Decoding Rules

The UK Gateway expects the information without Data Qualifiers / Application Identifiers contained in the data carrier. Any party processing information intended for transmission to the UK Gateway contained in a data carrier, must strip the preceding control information beforehand.

### 7.3.1 Unit pack level Unique Identifiers (upIU)

Decoding example for data carrier content:

5RQCUKT:1qW3e4RtyUOHGj522010101

=> Information for transmission to repository system:

QCUKT1qW3e4RtyUOHGj522010101

### 7.3.2 Aggregated level Unique Identifiers (aIU)

Decoding example for data carrier content:

5RQCUKT:1qW3e4RtyUQCUKT123aT67f

=> Information for transmission to repository system:

QCUKT1qW3e4RtyUQCUKT123aT67f

## 8 UK ID Issuer Interface

### 8.1 Web Portal

A Web Portal is available to all Economic Operators where they can perform operations via a regular web application.

A separate User Manual will be released at go-live (1<sup>st</sup> of July 2022) and distributed via the Document Center and Support Portal. A draft version of the manual will become available as of 1<sup>st</sup> of June 2022.

The following operations can be performed via the web portal:

- Manage users for the organisation (Create additional users to access the UK ID Issuer)
- Request / manage API Credentials (OAUTH2 based, client + secret)
- Create, modify or de-register Economic Operator IDs (registered for the company or on-behalf)
- Create, modify or de-register Facility IDs (registered for the company or on-behalf)
- Create, modify or de-register Machine IDs.
- Verify Economic Operator IDs, Facility IDs and Machine IDs (across the entire registry, verifying their existence and validity)
- Dashboard providing a summary of the code ordering activity
- Request upUIs by indicating the desired delivery mode
- Request aUIs electronically

### 8.2 API

This section details the UK ID Issuer API. A swagger definition of the API is available:

For Pre-Production: <https://api.idissuer.qa-uk-trackandtrace-dentsuttracking.com/swagger/index.html>

For Production: <https://api.idissuer.uk-trackandtrace-dentsuttracking.com/swagger/index.html>

#### 8.2.1 How to request credentials

User (Economic Operator or Service Provider) have access to the web interface after registering in the UK ID Issuer system. The web interface contains a dedicated section to request API credentials.

If any issue is encountered during this process, please contact the support team via the support portal: <https://support.uk-trackandtrace.dentsuttracking.com/hmrcportal>

#### 8.2.2 EO\_CODE

An EO\_CODE will be generated for each Economic Operator. This code must always be transmitted as part of the message requesting changes to the identifier codes. The EO\_CODE is unique per Organisation/Account.

Field	Data Type	Description	Implementation
-------	-----------	-------------	----------------

EO_CODE	Text(10)	Economic operator's confirmation code provided in response to the registration of economic operator.	10-character alphanumeric random.  The EO_CODE will be unique per Organisation (account).  When creating an EOID the EO_CODE of the organisation will be returned.
---------	----------	------------------------------------------------------------------------------------------------------	--------------------------------------------------------------------------------------------------------------------------------------------------------------------------------

### 8.2.3 Country Codes

List of permitted two digits country codes for the INTENDED\_MARKET fields and other fields using the Country type.

Code	Value
AD	Andorra
AE	United Arab Emirates
AF	Afghanistan
AG	Antigua and Barbuda
AI	Anguilla
AL	Albania
AM	Armenia
AO	Angola
AQ	Antarctica
AR	Argentina
AS	American Samoa
AT	Austria
AU	Australia
AW	Aruba
AX	Åland Islands

AZ	Azerbaijan
BA	Bosnia and Herzegovina
BB	Barbados
BD	Bangladesh
BE	Belgium
BF	Burkina Faso
BG	Bulgaria
BH	Bahrain
BI	Burundi
BJ	Benin
BL	Saint Barthélemy
BM	Bermuda
BN	Brunei Darussalam
BO	Bolivia (Plurinational State of)
BQ	Bonaire, Sint Eustatius and Saba
BR	Brazil
BS	Bahamas
BT	Bhutan
BV	Bouvet Island
BW	Botswana
BY	Belarus
BZ	Belize
CA	Canada
CC	Cocos (Keeling) Islands
CD	Congo, Democratic Republic of the
CF	Central African Republic
CG	Congo
CH	Switzerland

The information contained in these documents is confidential, privileged and only for the information of the intended recipient and may not be used, published or redistributed without the prior written consent of dentsu International Switzerland AG.

CI	Côte d'Ivoire
CK	Cook Islands
CL	Chile
CM	Cameroon
CN	China
CO	Colombia
CR	Costa Rica
CU	Cuba
CV	Cabo Verde
CW	Curaçao
CX	Christmas Island
CY	Cyprus
CZ	Czechia
DE	Germany
DJ	Djibouti
DK	Denmark
DM	Dominica
DO	Dominican Republic
DZ	Algeria
EC	Ecuador
EE	Estonia
EG	Egypt
EH	Western Sahara
ER	Eritrea
ES	Spain
ET	Ethiopia
FI	Finland
FJ	Fiji

The information contained in these documents is confidential, privileged and only for the information of the intended recipient and may not be used, published or redistributed without the prior written consent of dentsu International Switzerland AG.

FK	Falkland Islands (Malvinas)
FM	Micronesia (Federated States of)
FO	Faroe Islands
FR	France
GA	Gabon
GB	United Kingdom of Great Britain
GD	Grenada
GE	Georgia
GF	French Guiana
GG	Guernsey
GH	Ghana
GI	Gibraltar
GL	Greenland
GM	Gambia
GN	Guinea
GP	Guadeloupe
GQ	Equatorial Guinea
GR	Greece
GS	South Georgia and the South Sandwich Islands
GT	Guatemala
GU	Guam
GW	Guinea-Bissau
GY	Guyana
HK	Hong Kong
HM	Heard Island and McDonald Islands
HN	Honduras
HR	Croatia
HT	Haiti

The information contained in these documents is confidential, privileged and only for the information of the intended recipient and may not be used, published or redistributed without the prior written consent of dentsu International Switzerland AG.



HU	Hungary
ID	Indonesia
IE	Ireland
IL	Israel
IM	Isle of Man
IN	India
IO	British Indian Ocean Territory
IQ	Iraq
IR	Iran (Islamic Republic of)
IS	Iceland
IT	Italy
JE	Jersey
JM	Jamaica
JO	Jordan
JP	Japan
KE	Kenya
KG	Kyrgyzstan
KH	Cambodia
KI	Kiribati
KM	Comoros
KN	Saint Kitts and Nevis
KP	Korea (Democratic People's Republic of)
KR	Korea, Republic of
KW	Kuwait
KY	Cayman Islands
KZ	Kazakhstan
LA	Lao People's Democratic Republic
LB	Lebanon

The information contained in these documents is confidential, privileged and only for the information of the intended recipient and may not be used, published or redistributed without the prior written consent of dentsu International Switzerland AG.

LC	Saint Lucia
LI	Liechtenstein
LK	Sri Lanka
LR	Liberia
LS	Lesotho
LT	Lithuania
LU	Luxembourg
LV	Latvia
LY	Libya
MA	Morocco
MC	Monaco
MD	Moldova, Republic of
ME	Montenegro
MF	Saint Martin (French part)
MG	Madagascar
MH	Marshall Islands
MK	Macedonia, the former Yugoslav Republic of
ML	Mali
MM	Myanmar
MN	Mongolia
MO	Macao
MP	Northern Mariana Islands
MQ	Martinique
MR	Mauritania
MS	Montserrat
MT	Malta
MU	Mauritius
MV	Maldives

The information contained in these documents is confidential, privileged and only for the information of the intended recipient and may not be used, published or redistributed without the prior written consent of dentsu International Switzerland AG.

MW	Malawi
MX	Mexico
MY	Malaysia
MZ	Mozambique
NA	Namibia
NC	New Caledonia
NE	Niger
NF	Norfolk Island
NG	Nigeria
NI	Nicaragua
NL	Netherlands
NO	Norway
NP	Nepal
NR	Nauru
NU	Niue
NZ	New Zealand
OM	Oman
PA	Panama
PE	Peru
PF	French Polynesia
PG	Papua New Guinea
PH	Philippines
PK	Pakistan
PL	Poland
PM	Saint Pierre and Miquelon
PN	Pitcairn
PR	Puerto Rico
PS	Palestine, State of

The information contained in these documents is confidential, privileged and only for the information of the intended recipient and may not be used, published or redistributed without the prior written consent of dentsu International Switzerland AG.

PT	Portugal
PW	Palau
PY	Paraguay
QA	Qatar
RE	Réunion
RO	Romania
RS	Serbia
RU	Russian Federation
RW	Rwanda
SA	Saudi Arabia
SB	Solomon Islands
SC	Seychelles
SD	Sudan
SE	Sweden
SG	Singapore
SH	Saint Helena, Ascension and Tristan da Cunha
SI	Slovenia
SJ	Svalbard and Jan Mayen
SK	Slovakia
SL	Sierra Leone
SM	San Marino
SN	Senegal
SO	Somalia
SR	Suriname
SS	South Sudan
ST	Sao Tome and Principe
SV	El Salvador
SX	Sint Maarten (Dutch part)

The information contained in these documents is confidential, privileged and only for the information of the intended recipient and may not be used, published or redistributed without the prior written consent of dentsu International Switzerland AG.

SY	Syrian Arab Republic
SZ	Eswatini
TC	Turks and Caicos Islands
TD	Chad
TF	French Southern Territories
TG	Togo
TH	Thailand
TJ	Tajikistan
TK	Tokelau
TL	Timor-Leste
TM	Turkmenistan
TN	Tunisia
TO	Tonga
TR	Turkey
TT	Trinidad and Tobago
TV	Tuvalu
TW	Taiwan, Province of China
TZ	Tanzania, United Republic of
UA	Ukraine
UG	Uganda
UM	United States Minor Outlying Islands
US	United States of America
UY	Uruguay
UZ	Uzbekistan
VA	Holy See
VC	Saint Vincent and the Grenadines
VE	Venezuela (Bolivarian Republic of)
VG	Virgin Islands (British)

The information contained in these documents is confidential, privileged and only for the information of the intended recipient and may not be used, published or redistributed without the prior written consent of dentsu International Switzerland AG.

VI	Virgin Islands (U.S.)
VN	Viet Nam
VU	Vanuatu
WF	Wallis and Futuna
WS	Samoa
YE	Yemen
XI	Northern Ireland (in accordance with the Northern Ireland Protocol)
YT	Mayotte
ZA	South Africa
ZM	Zambia
ZW	Zimbabwe

## 9 Message level validations

The validations described in this section affect all messages in the UK ID Issuer API.

KEY	Error Code	Error Description	http Status
VAL_FIE_FORMAT	INVALID_INPUT_FORMAT REQUIRED_FIELD_FAILED_VALIDATION MAX_LENGTH_FAILED_VALIDATION MIN_LENGTH_FAILED_VALIDATION	The field {xx} does not meet the required format	400
VAL_SEC_TOKEN	INVALID_OR_EXPIRED_TOKEN	The token is invalid or has been expired	401
VAL_MSG_CODE	INVALID_EO_CODE	The EO code is wrong or does not exist	400
VAL_FIE_REF	FAILED_VALIDATION	The field {xx} is not related to field {xx}	400
VAL_ENT_EXIST_EOID	Eoid_NOT_EXIST_OR_ACTIVE (applies to all fields except the fields Other_Eoid_N)	The EO {xx} does not exist or is not active	400
VAL_ENT_EXIST_FID	Fid_NOT_EXIST_OR_ACTIVE (applies to all fields except the fields Other_Fid_N)	The FID {xx} does not exist or is not active	400
VAL_ENT_EXIST_MID	MID_NOT_EXIST_OR_ACTIVE	The MID {xx} does not exist or is not active	400
VAL_ENT_ACTIVE_EOID	Eoid_NOT_EXIST_OR_ACTIVE (applies to all fields except the fields Other_Eoid_N)	The EO {xx} does not exist or is not active	400
VAL_ENT_ACTIVE_FID	Fid_NOT_EXIST_OR_ACTIVE (applies to all fields except the fields Other_Fid_N)	The FID {xx} does not exist or is not active	400
VAL_ENT_ACTIVE_MID	MID_NOT_EXIST_OR_ACTIVE	The MID {xx} does not exist or is not active	400
VAL_NOT_FOUND	ENTITY_NOT_FOUND (applies to get, delete, and put methods where there is no data to be returned)	No data available	404

VAL_ENT_EXIST_ORG	ORG_NOT_EXIST	The organisation {xx} is not registered in the system.	404
-------------------	---------------	--------------------------------------------------------	-----

#### General errors

KEY	Error Code	Error Description	http Status
SYSTEM_ERROR	SYSTEM_ERROR	There was an error processing the request {internalID}	500

Note: The responses (acknowledgment message), if negative, contain a list of all errors identified.



## 10 REGISTRY OPERATIONS

### 10.1 UK ID Issuer API - Register Economic Operator (REO)

Use this method to register a new Economic Operator ID.

**POST/economic-operators** Create economic operator

#### 10.1.1 Request Definition – "EORegistryRequest"

KEY	Base Type	Type in TPD	Priority in TPD	Values in TPD
EO_Address	string	text(300)	M	
EO_CountryReg	string	text(2)	M	Country list is defined in UK Gateway Technical Specs document v1.0
EO_Email	string	Text(5000)	M	Regex protected: Validation RegEx: <pre> ^((( [a-zA-Z]   \d   [!#\$%&amp;'*\+ \- \/ = \? \^ \_ ` { \   } ~ ]   [\u00A0-\uD7FF\uF900-\uFDCF\uFDF0-\uFFEF]) + ( \. ( [a-zA-Z]   \d   [!#\$%&amp;'*\+ \- \/ = \? \^ \_ ` { \   } ~ ]   [\u00A0-\uD7FF\uF900-\uFDCF\uFDF0-\uFFEF]) + ) * )   ( ( \x22 ) ( ( ( \x20   \x09 ) * ( \x0d \x0a ) ) ? ( \x20   \x09 ) + ) ? ( ( [ \x01 - \x08 \x0b \x0c \x0e - \x1f \x7f ]   \x21 [ \x23 - \x5b ]   [ \x5d - \x7e ]   [ \u00A0 - \uD7FF \uF900 - \uFDCF \uFDF0 - \uFFEF ] )   ( \ ( [ \x01 - \x09 \x0b \x0c \x0d - \x7f ]   [ \u00A0 - \uD7FF \uF900 - \uFDCF \uFDF0 - \uFFEF ] ) ) ) * ( ( ( \x20   \x09 ) * ( \x0d \x0a ) ) ? ( \x20   \x09 ) + ) ? ( \x22 ) ) ) @ ( ( ( [ a - z A - Z ]   \d   [ \u00A0 - \uD7FF \uF900 - \uFDCF \uFDF0 - </pre>

The information contained in these documents is confidential, privileged and only for the information of the intended recipient and may not be used, published or redistributed without the prior written consent of dentsu International Switzerland AG.

47

				\uFFEF]] ([a-zA-Z] d [\u00A0-\uD7FF\uF900-\uFDCF\uFDF0-\uFFEF])([a-zA-Z] d [\u00A0-\uD7FF\uF900-\uFDCF\uFDF0-\uFFEF])*([a-zA-Z] d [\u00A0-\uD7FF\uF900-\uFDCF\uFDF0-\uFFEF]))\.\.)+([a-zA-Z] [\u00A0-\uD7FF\uF900-\uFDCF\uFDF0-\uFFEF]) ([a-zA-Z] [\u00A0-\uD7FF\uF900-\uFDCF\uFDF0-\uFFEF])([a-zA-Z] d [\u00A0-\uD7FF\uF900-\uFDCF\uFDF0-\uFFEF])*([a-zA-Z] [\u00A0-\uD7FF\uF900-\uFDCF\uFDF0-\uFFEF]))\.\.?
EO_ExciseNumber1	boolean	boolean	M	0 - No SEED number 1 - SEED number exists
EO_ExciseNumber2	string	SEED	M, if EO_ExciseNumber1 = 1	Excise number composed of: (a) country name coded with ISO-3166- 1:2013 alpha-2 (or its latest equivalent) (e.g. 'LU') and (b) eleven alpha numeric characters, if needed, padded to the left with zeroes (e.g. '00000987ABC'). Sample: 'LU00000987ABC'
EO_Name1	string	text(100)	M	
EO_Name2	string	text(100)	O	
OtherEOID_N	array strings	array of EOIDs	M, if OtherEOID_R =	

			1 and EO_CountryReg = XI (if country is not XI, ignore this field)	
OtherEOID_R	boolean	boolean	M if EO_CountryReg = XI (if country is not XI, ignore this field)	0– No   1– Yes
Reg_3RD	boolean	boolean	M	0– No   1– Yes
Reg_EOID	string	EOID	M, if Reg_3RD = 1	
TAX_N	string	Text(20)	M, if VAT_R = 0	
VAT_N	string	Text(20)	M, if VAT_R = 1	
VAT_R	boolean	boolean	M	0 - No VAT Registration 1 - VAT number exists
EO_Address_Name	string	Text(5000)	O	
EO_Address_City	string	Text(5000)	M	
EO_Address_StreetOne	string	Text(5000)	M	
EO_Address_StreetTwo	string	Text(5000)	O	
EO_Address_PostCode	string	Text(5000)	O	

### 10.1.2 Response Definition – “EORegistryResponse”

KEY	Base Type
EO_CODE	EO_CODE
EO_ID	EOID

Status Code	Description
-------------	-------------

201	EORegistryResponse (Economic operator is successfully created)
400	List[{ Error_Code: string, Error_Description: string}]
401	VAL_SEC_TOKEN
403	VAL_SEC_CLAIM
404	VAL_ENT_EXIST_ORG
500	SYSTEM_ERROR

### 10.1.3 Specific Message Validations

KEY	Error Code	Error Description	http Status
VAL_SEC_CLAIM	CLAIM_VALIDATION_FAILED	The client has no permission to create an EO	403
VAL_EXIST_OTHER_EOID	OTHER_EOID_ALREADY_EXIST	One or more of the EOIDs in the Other_EOID_N field already exist: {XX}	409

## 10.2 UK ID Issuer API - Get Economic Operator (GEO)

Use this method to retrieve information related to an Economic Operator ID of your Organisation.

**GET** /economic-operators/{EO\_ID} Get economic operator

### 10.2.1 Request Definition – “GetEORequest”

Name	Description
EO_ID* (path)	Economic Operator ID (EOID)

### 10.2.2 Response Definition - "EconomicOperatorView"

KEY	Base Type	Priority in TPD
EO_ID	EOID	M
EO_Address	string	M
EO_CountryReg	string	M
EO_Email	string	M
EO_ExciseNumber1	boolean	M
EO_ExciseNumber2	string	M, if EO_ExciseNumber1 = 1
EO_Name1	string	M
EO_Name2	string	O
OtherEOID_N	array strings	M, if OtherEOID_R = 1
OtherEOID_R	boolean	M
Reg_3RD	boolean	M
Reg_EOID	string	M, if Reg_3RD = 1
TAX_N	string	M, if VAT_R = 0
VAT_N	string	M, if VAT_R = 1
VAT_R	boolean	M
EO_Address_Name	string	O
EO_Address_City	string	M
EO_Address_StreetOne	string	M
EO_Address_StreetTwo	Text(5000)	O
EO_Address_PostCode	Text(5000)	O
EO_Active_Status	boolean	Boolean

Status Code	Description
200	returns economic operator: "EconomicOperatorView"
400	List[{ Error_Code: string, Error_Description: string}]
401	VAL_SEC_TOKEN
403	VAL_SEC_CLAIM
500	SYSTEM_ERROR

### 10.2.3 Specific Message Validations

KEY	Error Code	Error Description	http Status
VAL_SEC_CLAIM	CLAIM_VALIDATION_FAILED	The client has no permission to get EO information	403

## 10.3 UK ID Issuer API - List Economic Operators (LEO)

Use this method to retrieve information related to all Economic Operator IDs that meet the query parameters for your Organisation.

**GET**/economic-operators Get economic operators list

### 10.3.1 Query Parameters

Name	Type	Priority	Description
EO_Active_Status	boolean	O	Select only activated/deactivated EO
EO_CountryReg	array[string]	O	Select only EO which are registered at the requested country/ies
Page	string	O	Page number, default 1
Reg_EOID	string	O	Select EO by Reg_EOID field

Sort	string	0	Sort the result by the selected option (Available values: ID, NAME_ASC, NAME_DESC (not include in the query options), COUNTRY_ASC, COUNTRY_DESC, STATUS)  Note for devs: NAME_ASC and NAME_DESC should be based on the field EO_Name1. COUNTRY_ASC and COUNTRY_DESC should be based on the field EO_CountryReg
------	--------	---	----------------------------------------------------------------------------------------------------------------------------------------------------------------------------------------------------------------------------------------------------------------------------------------------------------------------

### 10.3.2 Response Definition – ListOfEconomicOperatorView

EO_List*	List<EconomicOperatorView>
Current_Page	int
Total_Pages	int

Status Code	Description
200	ListOfEconomicOperatorView
400	List[{ Error_Code: string, Error_Description: string}]
401	VAL_SEC_TOKEN
403	VAL_SEC_CLAIM
500	SYSTEM_ERROR

### 10.3.3 Specific Message Validations

KEY	Error Code	Error Description	http Status
VAL_SEC_CLAIM	CLAIM_VALIDATION_FAILED	The client has no permission to get EO information	403

## 10.4 UK ID Issuer API - Correct Economic Operator (CEO)

Use this method to modify the information related to an Economic Operator ID of your Organisation.

**PUT** [/economic-operators/{EO\\_ID}](#) Edit economic operator

### 10.4.1 Request Definition - "EconomicOperatorEditRequest"

KEY	Base Type	Type in TPD	Priority in TPD	Values in TPD
EO_ID	String (path)	EOID	M (not editable)	
EO_CODE	string	string	M (not editable)	
EO_Address	string	text(300)	M	
EO_CountryReg	string	text(2)	M	Country list is defined in UK Gateway Technical Specs document v1.0
EO_Email	string	Text(5000)	M	
EO_ExciseNumber1	boolean	boolean	M	0 - No SEED number 1 - SEED number exists
EO_ExciseNumber2	string	SEED	M, if EO_ExciseNumber1 = 1	Excise number composed of: (a) country name coded with ISO-3166-1:2013 alpha-2 (or its latest equivalent) (e.g. 'LU') and (b) eleven alpha numeric characters, if needed, padded to the left with zeroes (e.g. '00000987ABC').



				Sample: 'LU00000987ABC'
EO_Name1	string	text(100)	M	
EO_Name2	string	text(100)	O	
OtherEOID_N	array strings	array of EOIDs	M, if OtherEOID_R = 1 and EO_CountryReg = XI	
OtherEOID_R	boolean	boolean	M if EO_CountryReg = XI	0– No   1– Yes
Reg_3RD	boolean	boolean	M	0– No   1– Yes
Reg_EOID	string	EOID	M, if Reg_3RD = 1	
TAX_N	string	Text(20)	M, if VAT_R = 0	
VAT_N	string	Text(20)	M, if VAT_R = 1	
VAT_R	boolean	boolean	M	0 - No VAT Registration 1 - VAT number exists
EO_Address_Name	string	Text(5000)	O	
EO_Address_City	string	Text(5000)	M	
EO_Address_StreetOne	string	Text(5000)	M	
EO_Address_StreetTwo	Text(5000)	Text(5000)	O	
EO_Address_PostCode	Text(5000)	Text(5000)	O	

#### 10.4.2 Response Definition – “EconomicOperatorEditResponse”

Status Code	Description
204	Economic operator modified successfully
400	List[{ Error_Code: string, Error_Description: string}]
401	VAL_SEC_TOKEN

403	VAL_SEC_CLAIM
500	SYSTEM_ERROR

#### 10.4.3 Specific Message Validations

KEY	Error Code	Error Description	http Status
VAL_SEC_CLAIM	CLAIM_VALIDATION_FAILED	The client has no permission to modify an EO	403
VAL_NOT_EDIT	FAILED_VALIDATION	The field {XX} is not editable	400

### 10.5 UK ID Issuer API - De-Registration of Economic Operator (DEO)

Use this method to de-register an Economic Operator ID of your Organisation.

**DELETE** `/economic-operators/{EO_ID}` De-Register an Economic Operator and related entities

#### 10.5.1 Request Definition - "EconomicOperatorDeregistrationRequest"

KEY	Base Type	Type in TPD	Priority in TPD	Values in TPD
EO_ID (path)	EOID	EOID	M	
EO_CODE	string	EO_CODE	M	
Reg_3RD	boolean	Boolean	M	0 - No 1 - Yes
Reg_EOID	string	EOID	M	M, if Reg_3RD = 1

### 10.5.2 Response Definition – “EconomicOperatorDeregistrationResponse”

Parameter	Base Type	TPD Type	TPD Priority	Value
EO_ID	string	EOID	M	
EO_Active_Status	boolean	boolean	M	Active / Inactive
Inactive_FIDs	array	FID	M	FIDs children of this EO that have been deactivated
Inactive_MIDs	array	MID	M	MIDs children of each FIDs children of this EO that have been deactivated

Status Code	Description
200	EconomicOperatorDeregistrationResponse
400	List[{ Error_Code: string, Error_Description: string}]
401	VAL_SEC_TOKEN
403	VAL_SEC_CLAIM
500	SYSTEM_ERROR

### 10.5.3 Specific Message Validations

KEY	Error Code	Error Description	http Status
VAL_SEC_CLAIM	CLAIM_VALIDATION_FAILED	The client has no permission to deactivate an EO	403

## 10.6 UK ID Issuer API - Register Facility (RFA)

Use this method to register a Facility ID for your Organisation.

**POST/facilities** Create a facility

## 10.6.1 Request Definition - "FacilityRequest"

Dentsu (Name - Type)	Base Type	TPD Type	TPD Priority (O = optional, M = Mandatory)	Values
EO_CODE	string	EO_CODE	M	
EO_ID	string	Eoid	M	
F_Address	string	Text(5000)	M	
F_Address_City	string	Text(5000)	M	
F_Address_Name	string	Text(5000)	O	
F_Address_PostCode	string	Text(5000)	O	
F_Address_StreetOne	string	Text(5000)	M	
F_Address_StreetTwo	string	Text(5000)	O	
F_Country	string	Country	M	
F_ExciseNumber1	boolean	Boolean	M	0 - No SEED number 1 - SEED number exists
F_ExciseNumber2	string	SEED	M if F_ExciseNumber1 = true	
F_Name	string	Text(500)	O	
F_Status	boolean	Boolean	M	0 - No 1 - Yes
F_Type	int	Integer	M	1 - Manufacturing site with warehouse 2 - Standalone warehouse 3 - First retail outlet 4 - Other

F_Type_Other	string	Text(5000)	M, if F_Type = 4	
OtherFID_N	Array	FID	M, if OtherFID_R = 1	
OtherFID_R	boolean	Boolean	M	0 - No 1 - Yes
Reg_3RD	boolean	Boolean	M	0 - No 1 - Yes (possible only if F_Type = 3)
Reg_EOID	string	EOID	M, if Reg_3RD = 1	

### 10.6.2 Response Definition – “FacilityRegistryResponse”

F_ID	FID
------	-----

Status Code	Description
201	FacilityRegistryResponse
400	List[{ Error_Code: string, Error_Description: string}]
401	VAL_SEC_TOKEN
403	VAL_SEC_CLAIM
404	VAL_ENT_EXIST_ORG
500	SYSTEM_ERROR

### 10.6.3 Specific Message Validations

KEY	Error Code	Error Description	http Status
VAL_SEC_CLAIM	CLAIM_VALIDATION_FAILED	The client has no permission to create a facility	403

VAL_EXIST_OTHER_FID	OTHER_FID_ALREADY_EXIST	One or more of the FIDs in the Other_FID_N field already exist: {XX}	409
---------------------	-------------------------	----------------------------------------------------------------------	-----

## 10.7 UK ID Issuer API - Get Facility (GFA)

Use this method to request information related to a Facility ID of your Organisation.

**GET/facilities/{F\_ID}** Get facility

### 10.7.1 Request Definition – "GetFacilityRequest"

Name	Description
F_ID* (path)	FID

### 10.7.2 Response Definition - "FacilityView"

Dentsu (Name - Type)	Base Type	TPD Priority (O = optional, M = Mandatory)
EO_ID	EOID	M
F_ID	FID	M
EO_Name1	string	M
F_Address	string	M
F_Address_City	string	M
F_Address_Name	string	O
F_Address_PostCode	string	O
F_Address_StreetOne	string	M
F_Address_StreetTwo	string	O
F_Country	string	M
F_ExciseNumber1	boolean	M

F_ExciseNumber2	string	M if F_ExciseNumber1 = true
F_Name	string	O
F_Status	boolean	M
F_Active_Status	boolean	M
F_Type	int	M
F_Type_Other	string	M, if F_Type = 4
OtherFID_N	Array	M, if OtherFID_R = 1
OtherFID_R	boolean	M
Reg_3RD	boolean	M
Reg_EOID	string	M, if Reg_3RD = 1

#### Responses:

Status Code	Description
200	FacilityView
400	List[{ Error_Code: string, Error_Description: string}]
401	VAL_SEC_TOKEN
403	VAL_SEC_CLAIM
500	SYSTEM_ERROR

#### 10.7.3 Specific Message Validations

KEY	Error Code	Error Description	http Status
VAL_SEC_CLAIM	CLAIM_VALIDATION_FAILED	The client has no permission to get facility information	403

## 10.8 UK ID Issuer API - List Facilities (LFA)

Use this method to request information related to all Facility IDs of your Organisation that meet the query parameters.

**GET/facilities** Get facilities list

### 10.8.1 Query parameters

	Name	Type	Description
query	F_Active_Status	boolean	Select only activated/deactivated facilities
query	F_Country	array[string]	Select only facilities registered in given countries
query	EO_ID	EOID	Select only facilities linked to given EOID
query	Page	string	Page number, default 1
query	F_Type	array[integer]	1 - Manufacturing site with warehouse 2 - Standalone warehouse 3 - First retail outlet 4 - Other
query	Sort		EO_ID, F_TYPE, COUNTRY_ASC, COUNTRY_DESC, STATUS

### 10.8.2 Response Definition - ListOfFacilityView

Facility_List*	List<FacilityView>
Current_Page	int
Total_Pages	int

### Responses

Status Code	Description
200	EntityListOfFacilityView
400	List[{ Error_Code: string, Error_Description: string}]
401	VAL_SEC_TOKEN



403	VAL_SEC_CLAIM
500	SYSTEM_ERROR

### 10.8.3 Specific Message Validations

KEY	Error Code	Error Description	http Status
VAL_SEC_CLAIM	CLAIM_VALIDATION_FAILED	The client has no permission to get facility information	403

## 10.9 UK ID Issuer API - Correct Facility (CFA)

Use this method to correct information related to a Facility ID of your Organisation.

**PUT/facilities/{F\_ID}** Edit facility

### 10.9.1 Request Definition – “FacilityEditRequest”

Parameter	Base Type	TPD Type	TPD Priority	Value
EO_CODE	string	EO_CODE	M (not editable)	
EO_ID	string	EOID	M (not editable)	
F_ID (path)	string	FID	M (not editable)	
F_Name	string	Text(500)	O	
F_Address	string	Text(5000)	M	
F_Address_Name	string	Text(5000)	O	
F_Address_StreetOne	string	Text(5000)	M	
F_Address_StreetTwo	string	Text(5000)	O	
F_Address_City	string	Text(5000)	M	
F_Address_PostCode	string	Text(5000)	O	
F_Country	string	Country	M	

F_ExciseNumber1	boolean	boolean	M	0 - No SEED Number 1 - SEED number exists
F_ExciseNumber2-string	string	SEED	M, if F_ExciseNumber1 = 1	
F_Status	boolean	Boolean	M	0 - No 1 - Yes
F_Type	int	Integer	M	
F_Type_Other	string	Text(5000)	M, if F_Type = 4	
OtherFID_N	Array	FID	M, if OtherFID_R = 1	
OtherFID_R	boolean	Boolean	M	0 - No 1 - Yes
Reg_3RD	boolean	Boolean	M	0 - No 1 - Yes (possible only if F_Type = 3)
Reg_EOID	string	EOID	M, if Reg_3RD = 1	

### 10.9.2 Response Definition – “FacilityEditResponse”

Status Code	Description
204	Facility modified successfully
400	List[{ Error_Code: string, Error_Description: string}]
401	VAL_SEC_TOKEN
403	VAL_SEC_CLAIM
500	SYSTEM_ERROR

## 10.9.3 Specific Message Validations

KEY	Error Code	Error Description	http Status
VAL_SEC_CLAIM	CLAIM_VALIDATION_FAILED	The client has no permission to modify a Facility	403
VAL_NOT_EDIT	FAILED_VALIDATION	The field {XX} is not editable	400

## 10.10 UK ID Issuer API - De-registration of Facility (DFA)

Use this method to de-register a Facility ID of your Organisation.

**DELETE**/facilities/{F\_ID} De-register facility

## 10.10.1 Request Definition - "FacilityDeregistrationRequest"

KEY	Base Type	Type in TPD	Priority in TPD	Values in TPD
EO_CODE	string	EO_CODE	M	
EO_ID	string	EOID	M	
Reg_3RD	boolean	boolean	M	0 - No 1 - Yes
Reg_EOID	string	EOID	M	M, if Reg_3RD = 1
F_ID (path)	string	FID	M	

## 10.10.2 Response Definition – "FacilityDeregistrationResponse"

Parameter	Base Type	TPD Type	TPD Priority	Value
F_ID	string	FID	M	
F_Active_Status	boolean	boolean	M	Active / Inactive
Inactive_MIDs	array	MID	M	MID children of this FID that have been deactivated

The information contained in these documents is confidential, privileged and only for the information of the intended recipient and may not be used, published or redistributed without the prior written consent of dentsu International Switzerland AG.

Status Code	Description
200	FacilityDeactivationResponse
400	List[{ Error_Code: string, Error_Description: string}]
401	VAL_SEC_TOKEN
403	VAL_SEC_CLAIM
500	SYSTEM_ERROR

### 10.10.3 Specific Message Validations

KEY	Error Code	Error Description	http Status
VAL_SEC_CLAIM	CLAIM_VALIDATION_FAILED	The user has no permission to deactivate a facility	403

## 10.11 UK ID Issuer API - Register Machine (RMA)

Use this method to register a Machine ID for your Organisation

### POST /machines

#### 10.11.1 Request Definition - "MachineRegistryRequest"

Dentsu (Name - Type)	Base Type	TPD Type	TPD Priority (O = optional, M = Mandatory)	Values
EO_CODE	string	EO_CODE	M	
EO_ID	string	EOID	M	
F_ID	string	FID	M	
M_Producer	string	Text(200)	M	
M_Model	string	Text(200)	M	
M_Number	string	Text(200)	M	

The information contained in these documents is confidential, privileged and only for the information of the intended recipient and may not be used, published or redistributed without the prior written consent of dentsu International Switzerland AG.

M_Capacity	integer	integer	M	
M_Name	string	Text(500)	M	

### 10.11.2 Response Definition – “MachineRegistryResponse”

Dentsu (Name - Type)	Base Type	TPD Type	TPD Priority (O = optional, M = Mandatory)	Values
M_ID	string	MID	M	

Status Code	Description
201	MachineRegistryResponse
400	List[{ Error_Code: string, Error_Description: string}]
401	VAL_SEC_TOKEN
403	VAL_SEC_CLAIM
500	SYSTEM_ERROR

### 10.11.3 Specific Message Validations

KEY	Error Code	Error Description	http Status
VAL_SEC_CLAIM	CLAIM_VALIDATION_FAILED	The client has no permission to create a MID	403
VAL_ALREADY_REGISTERED	MID_ALREADY_REGISTERED	The machine serial number {M_NUMBER} is already registered in the system	409

## 10.12 UK ID Issuer API - Get Machine (GMA)

Use this method to retrieve information related to a Machine ID of your Organisation.

The information contained in these documents is confidential, privileged and only for the information of the intended recipient and may not be used, published or redistributed without the prior written consent of dentsu International Switzerland AG.

GET/machines/{M\_ID} Get machine

## 10.12.1 Request Definition – "GetMachineRequest"

Dentsu (Name - Type)	Base Type	TPD Type	TPD Priority (O = optional, M = Mandatory)	Values
M_ID (path)	string	MID	M	

## 10.12.2 Response Definition - "MachineView"

Dentsu (Name - Type)	Base Type	TPD Priority (O = optional, M = Mandatory)
M_Active_Status	Machine status (activated/deactivated)	M
EO_ID	EOID	M
F_ID	FID	M
F_Name	string	O
EO_Name1	string	O
M_Capacity	Integer 64	M
M_ID	MID	M
M_Model	string	M
M_Name	string	M
M_Number	string	M
M_Producer	string	M

Status Code	Description
200	MachineView
400	List[{ Error_Code: string, Error_Description: string}]

401	VAL_SEC_TOKEN
403	VAL_SEC_CLAIM
500	SYSTEM_ERROR

### 10.12.3 Specific Message Validations

KEY	Error Code	Error Description	http Status
VAL_SEC_CLAIM	CLAIM_VALIDATION_FAILED	The client has no permission to get machine information	403

## 10.13 UK ID Issuer API - List Machines (LMA)

Use this method to retrieve information for all Machine IDs of your Organisation that meet the query parameters.

**GET/machines** Get machines list

### 10.13.1 Query parameters

Name	Type	Priority	Description
M_Active_Status	boolean	O	Select only machines activated/deactivated
EO_ID	EOID	O	Select only machines linked to the given EO
M_Name	String	O	
F_ID	FID	O	Select only machines linked to the given FID
Page	int	O	Page number, default 1
Sort	string	O	Sort the result by the selected option. Check available values for "sort types" EO_ID, F_ID, PRODUCER_ASC,

The information contained in these documents is confidential, privileged and only for the information of the intended recipient and may not be used, published or redistributed without the prior written consent of dentsu International Switzerland AG.

			PRODUCER_DESC, MODEL_ASC, MODEL_DESC, NUMBER_ASC, NUMBER_DESC, STATUS
--	--	--	-----------------------------------------------------------------------------------

### 10.13.2 Response Definition - ListOfMachineView

Machine_List*	List<MachineView>
Current_Page	int
Total_Pages	int

Status Code	Description
200	ListOfMachineView
400	List[{ Error_Code: string, Error_Description: string}]
401	VAL_SEC_TOKEN
403	VAL_SEC_CLAIM
500	SYSTEM_ERROR

### 10.13.3 Specific Message Validations

KEY	Error Code	Error Description	http Status
VAL_SEC_CLAIM	CLAIM_VALIDATION_FAILED	The client has no permission to get machine information	403

## 10.14 UK ID Issuer API - Correct Machine (CMA)

Use this method to correct the information related to a Machine ID of your Organisation

**PUT**/machines/{M\_ID} Edit machine



## 10.14.1 Request Definition - "MachineEditRequest"

Dentsu (Name - Type)	Base Type	TPD Type	TPD Priority (O = optional, M = Mandatory)	Values
EO_CODE	string	EO_CODE	M (not editable)	
EO_ID	string	EOID	M (not editable)	
F_ID	string	FID	M (not editable)	
M_ID (path)	string	MID	M (not editable)	
M_Producer	string	Text(200)	M	
M_Model	string	Text(200)	M	
M_Number	string	Text(200)	M	
M_Capacity	integer	integer	M	
M_Name	string	Text(500)	M	

## 10.14.2 Response Definition- "MachineEditResponse"

Status Code	Description
204	Machine modified successfully
400	List[{ Error_Code: string, Error_Description: string}]
401	VAL_SEC_TOKEN
403	VAL_SEC_CLAIM
500	SYSTEM_ERROR

## 10.14.3 Specific Message Validations

KEY	Error Code	Error Description	http Status
VAL_SEC_CLAIM	CLAIM_VALIDATION_FAILED	The client has no permission to modify a Machine	403

VAL_NOT_EDIT	FAILED_VALIDATION	The field {XX} is not editable	400
--------------	-------------------	--------------------------------	-----

## 10.15 UK ID Issuer API - De-registration of Machine (DMA)

Use this method to de-register a Machine ID of your Organisation

**DELETE** /machines/{M\_ID} De-register machine

### 10.15.1 Request Definition - "MachineDeregistrationRequest"

KEY	Base Type	Type in TPD	Priority in TPD	Values in TPD
EO_CODE (query param)	string	EO_CODE	M	
EO_ID (query param)	string	EOID	M	
F_ID (query param)	string	FID	M	
M_ID (path)	string	MID	M	

### 10.15.2 Response Definition - "MachineDeregistrationResponse"

Status Code	Description
204	Machine Deactivated
400	List[{ Error_Code: string, Error_Description: string}]
401	VAL_SEC_TOKEN
403	VAL_SEC_CLAIM
500	SYSTEM_ERROR

## 10.15.3 Specific Message Validations

KEY	Error Code	Error Description	http Status
VAL_SEC_CLAIM	CLAIM_VALIDATION_FAILED	The client has no permission to deactivate a machine	403

## 11 CODE ORDERING

### 11.1 UK ID Issuer API - Create Unit Order (CUO)

Use this method to request unit level UI codes.

The field "Internal\_Reference\_Number" is optional and if populated with information that information will be shown in the invoice. If no information gets inserted in the "Internal\_Reference\_Number" field, the Order ID (generated by the system) will be shown in the invoice instead.

Note: Economic Operators must accept the terms and conditions (via the "Accept\_Terms" field) for every submitted order request.

**POST/orders/unit** Create unit order

#### 11.1.1 Request Definition – "CreateUnitOrderRequest"

Dentsu (Name - Type)	Base Type	TPD Type	TPD Priority (O = optional, M = Mandatory)	Values
EO_ID	string	EOID	M	
F_ID	string	FID	M	
Process_Type	boolean	Boolean	M	0 – No (only for fully hand made products) 1 – Yes
M_ID	string	MID	M, if Process_Type = 1	
P_Type	int	Integer	M	1- Cigarette 2- Cigar 3- Cigarillo 4- Roll your own tobacco 5- Pipe tobacco 6- Waterpipe tobacco 7- Oral tobacco

				8- Nasal tobacco 9- Chewing tobacco 10- Novel tobacco product 11- Other
P_OtherType	string	Text(200)	M, if P_Type = 11 (other tobacco product)	
P_CN	string	Text(200)	O	
P_Weight	decimal		M	
P_Brand	string	Text(200)	M	
TP_ID	string	TPID	M, if Intended_Market is an EU or UK country	
TP_PN	string	PN	M, if Intended_Market is an EU or UK country	
Intended_Market	string	Country	M	
Intended_Route1	boolean	Boolean	M	0 – No 1 – Yes
Intended_Route2	string	Country	M, if Intended_Route1 = 1	Check country definition
Import	boolean	Boolean	M	0 – No 1 – Yes
Req_Quantity	int	Integer	M	(Max = 1 Million, Min = 1 code)
No_Cancellation	boolean	Boolean	M	0 – No 1 – Yes
Internal_Reference_Number	string	Text(100)	O	

Accept_Terms	boolean	Boolean	M	0 – No 1 – Yes
--------------	---------	---------	---	-------------------

### 11.1.2 Response Definition – "CreateUnitOrderResponse" - OrderId

Dentsu (Name - Type)	Base Type	TPD Type	TPD Priority (O = optional, M = Mandatory)
Order_ID	string	uuid	M

Status Code	Description
201	CreateUnitOrderResponse
400	List[{ Error_Code: string, Error_Description: string}]
401	VAL_SEC_TOKEN
403	VAL_SEC_CLAIM
500	SYSTEM_ERROR

### 11.1.3 Specific Message Validations

KEY	Error Code	Error Description	http Status
VAL_SEC_CLAIM	CLAIM_VALIDATION_FAILED	The client has no permission to request codes	403
VAL_REQ_RANGE	INVALID_RANGE	The requested quantity must be between 1 and 1.000.000 codes per Order	400
VAL_ACCEPT_TERMS	ACCEPT_TERMS_REJECTED	Terms must be accepted to request the generation of new codes	400

## 11.2 UK ID Issuer API - Create Aggregated Order (CAO)

The field "Internal\_Reference\_Number" is optional and if populated with information that information will be shown in the invoice. If no information gets inserted in the "Internal\_Reference\_Number" field, the Order ID (generated by the system) will be shown in the invoice instead.

Note: Economic Operators must accept the terms and conditions (via the "Accept\_Terms" field) for every submitted order request.

**POST**/orders/aggregated Create aggregated order

### 11.2.1 Request Definition – "CreateAggregatedOrderRequest"

Dentsu (Name - Type)	Base Type	TPD Type	TPD Priority (O = optional, M = Mandatory)	Values
EO_ID	string	EOID	M	
F_ID	string	FID	M	
Internal_Reference_Number	string	Text(100)	O	
Req_Quantity	int	Intenger	M	Max value (1M), Min value 1
No_Cancellation	boolean	Boolean	M	0 – No 1 – Yes
Accept_Terms	boolean	Boolean	M	0 – No 1 – Yes

### 11.2.2 Response Definition – "CreateAggegedOrderResponse"

Dentsu (Name - Type)	Base Type	TPD Type	TPD Priority (O = optional, M = Mandatory)
Order_ID	string	uuid	M

Status Code	Description
201	CreateAggegedOrderResponse

400	List[{ Error_Code: string, Error_Description: string}]
401	VAL_SEC_TOKEN
403	VAL_SEC_CLAIM
500	SYSTEM_ERROR

### 11.2.3 Specific Message Validations

KEY	Error Code	Error Description	http Status
VAL_SEC_CLAIM	CLAIM_VALIDATION_FAILED	The client has no permission to request codes	403
VAL_REQ_RANGE	INVALID_RANGE	The requested quantity must be between 1 and 1.000.000 codes per Order	400
VAL_ACCEPT_TERMS	ACCEPT_TERMS_REJECTED	Terms must be accepted to request the generation of new codes	400

## 11.3 UK ID Issuer API - Get Order by Order Id (GOR)

Use this method to list the details of a specific Order ID.

Note that the field O\_Status should be used to know whether the codes are available for download. The normal flow is as follows:

- 1) Place and order using the CUO or CAO methods. You will receive an "order ID" as a response if the request was successful.
- 2) Poll this method (GOR) to read the O\_Status until the Order is in status PROCESSED or EXPORTED. Explanation on the statuses:
  - a. REQUESTED: Initial status, the codes are being generated.
  - b. PROCESSED: The codes are ready for download but have so far not been downloaded.
  - c. EXPORTED: The codes are ready for download and have been downloaded at least once (economic operators can download codes of an individual order as often as required).
  - d. CANCELLED: In case the order is cancelled by the Economic Operator in the first 24 hours from submitting the order (provided the NoCancellation flag was not set).
- 3) Call method GCJ to download the codes in JSON format or GCC to download the codes in CSV format.



**GET/orders/{Order\_ID}** Get order

### 11.3.1 Request Definition – "GetOrderRequest"

Dentsu (Name - Type)	Base Type	TPD Type	TPD Priority (O = optional, M = Mandatory)
Order_ID	string	uuid	M

### 11.3.2 Response Definition – "OrderView"

Dentsu (Name - Type)	Base Type	TPD Type	Values
Order_ID	string	UUID	
EO_ID	string	Eoid	
EO_Name1	string	Text(500)	
F_ID	string	FID	
F_Address	string	Text(5000)	
F_Country	string	Text(2)	
F_Name	string	Text(100)	
Process_Type	boolean	Boolean	0 – No (only for fully hand made products) 1 – Yes
M_ID	string	MID	
M_Name	string	Text(500)	
P_Type	int	Integer	1- Cigarette 2- Cigar 3- Cigarillo 4- Roll your own tobacco 5- Pipe tobacco 6- Waterpipe tobacco

			7- Oral tobacco 8- Nasal tobacco 9- Chewing tobacco 10- Novel tobacco product 11- Other
P_OtherType	string	Text(200)	
P_CN	string	Text(200)	
P_Weight	decimal		
P_Brand	string	Text(200)	
TP_ID	string	TPID	
TP_PN	string	PN	
Intended_Market	string	Country	
Intended_Route1	boolean	Boolean	0 – No 1 – Yes
Intended_Route2	string	Country	
Import	boolean	Boolean	0 – No 1 - Yes
Req_Quantity	int	Integer	M (max 1M)
No_Cancellation	boolean	Boolean	0 – No 1 – Yes
Creation_Date	string	Date	Order creation Date
Cancellation_Target_Date	string	Date	It must contain the value of the order creation date + 24 hours
Internal_Reference_Number	string	Text(100)	Must be unique per organisation
O_Status	string	Text(20)	REQUESTED, PROCESSED, EXPORTED, CANCELLED
O_Type	string	Text(20)	UNIT, AGGREGATED
Accept_Terms	boolean	Boolean	

ErrorDetail:

Dentsu (Name - Type)	Base Type	TPD Type	Values
Error_Code	string	Text	
Error_Descr	string	Text	

Status Code	Description
200	GetOrderResponse
400	List[{ Error_Code: string, Error_Description: string}]
401	VAL_SEC_TOKEN
403	VAL_SEC_CLAIM
500	SYSTEM_ERROR

### 11.3.3 Specific Message Validations

KEY	Error Code	Error Description	http Status
VAL_SEC_CLAIM	CLAIM_VALIDATION_FAILED	The client has no permission to get order details	403

## 11.4 UK ID Issuer API - Get Order List (GOL)

Use this method to retrieve information related to all orders previously submitted for your organisation and which meet the query parameter criteria.

**GET/orders** Get order list

### 11.4.1 Query parameters

Name	Type	Priority	Description
EO_ID	Eoid	O	Select orders with given EO ID
Intended_Market	Array(string)	O	Select intended markets
M_ID	Array(string)	O	List of machine IDs

No_Cancellation	boolean	O	
P_Type	int	O	Select orders with given product types
O_Type	text	O	Select orders with given order type
O_Status	text	O	Select orders with given order status
Internal_Reference_Number	text	O	
Page	int	O	Page number, default 1
Sort	string	O	Sort the result by the selected option. Check available values for "sort types"  EO_ID, O_TYPE_ASC, O_TYPE_DESC, O_STATUS_ASC, O_STATUS_DESC, P_TYPE_ASC, P_TYPE_DESC, M_ID_ASC, M_ID_DESC, INTENDED_MARKET_ASC, INTENDED_MARKET_DESC

#### 11.4.2 Response Definition – "ListOfOrderView"

Order_List*	List<OrderView>
Current_Page	int
Total_Pages	int

Status Code	Description
-------------	-------------

200	ListOfOrderView
400	List[{ Error_Code: string, Error_Description: string}]
401	VAL_SEC_TOKEN
403	VAL_SEC_CLAIM
500	SYSTEM_ERROR

#### 11.4.3 Specific Message Validations

KEY	Error Code	Error Description	http Status
VAL_SEC_CLAIM	CLAIM_VALIDATION_FAILED	The client has no permission to get order details	403

### 11.5 UK ID Issuer API - Cancel Order Id (COI)

Use this method to cancel a submitted order. This option is only available if the flag NoCancellation was not set during the placing of an order.

**DELETE/orders/{Order ID}** Cancel order

#### 11.5.1 Request Definition – “CancelOrderRequest”

Dentsu (Name - Type)	Base Type	TPD Type	TPD Priority (O = optional, M = Mandatory)
Order_ID (path)	string	uuid	M

#### 11.5.2 Response Definition – “CancelOrderResponse”

Status Code	Description
204	Order cancelled
400	List[{ Error_Code: string, Error_Description: string}]
401	VAL_SEC_TOKEN
403	VAL_SEC_CLAIM

500	SYSTEM_ERROR
-----	--------------

### 11.5.3 Specific Message Validations

KEY	Error Code	Error Description	http Status
VAL_SEC_CLAIM	CLAIM_VALIDATION_FAILED	The client has no permission to cancel an order	403
VAL_CANCEL_24H	CANCELLATION_WITHIN_24_HOURS	Cancellation event should be performed within 24 hours of the order creation	400
VAL_CANCEL_PROCESSED	ORDER_ALREADY_PROCESSED	The order {Order_ID} is already processed and can't be cancelled	400
VAL_NOT_CANCEL	ORDER_NOT_CANCELLABLE	The order {Order_ID} can't be cancelled because it was created with the parameter "No_Cancellation" = true	400

## 11.6 UK ID Issuer API - Get generated codes by Order Id (JSON) (GCJ)

Use this method to retrieve the codes generated in JSON format once the order is in status PROCESSED or EXPORTED. The order will be presented in several JSON pages defined by the "Total\_Pages" parameter. You can fetch any page at any time by using the "Current\_page" parameter.

**GET** `/orders/{Order_ID}/codes` Get generated codes JSON

### 11.6.1 Query parameters

Dentsu (Name - Type)	Base Type	TPD Type	TPD Priority (O = optional, M = Mandatory)
Order_ID (path)	string	uuid	M
Page (path)	int	Integer	M, default = 1

### 11.6.2 Response Definition – "JSONOrderView"

Dentsu (Name - Type)	Base Type	TPD Type	TPD Priority (O = optional, M = Mandatory)
Codes	Array(String)	upUI/aUI	M
Current_Page	int	Integer	M
Total_Pages	int	Integer	M

Status Code	Description
200	JSONOrderView
400	List[{ Error_Code: string, Error_Description: string}]
401	VAL_SEC_TOKEN
403	VAL_SEC_CLAIM
500	SYSTEM_ERROR

### 11.6.3 Specific Message Validations

KEY	Error Code	Error Description	http Status
VAL_SEC_CLAIM	CLAIM_VALIDATION_FAILED	The client has no permission to get an order	403

VAL_PAGE_NOT_FOUND	PAGE_OVERFLOW	The requested page does not exist	400
VAL_ORDER_STATUS	ORDER_INVALID_STATUS	The order is not available to download yet	400

## 11.7 UK ID Issuer API - Get generated codes by Order ID (CSV) (GCC)

Use this method to retrieve codes using the CSV format. A link will be returned pointing to the download location of the CSV file.

**GET**/orders/{Order\_ID}/file Get generated codes file link

### 11.7.1 Query parameters

Dentsu (Name - Type)	Base Type	TPD Type	TPD Priority (O = optional, M = Mandatory)
Order_ID (path)	string	uuid	M

### 11.7.2 Response Definition – "CSVOrderView"

Dentsu (Name - Type)	Base Type	TPD Type	TPD Priority (O = optional, M = Mandatory)
File_URL	string	Text	M

Status Code	Description
200	CSVOrderView
400	List[{ Error_Code: string, Error_Description: string}]
401	VAL_SEC_TOKEN
403	VAL_SEC_CLAIM



500	SYSTEM_ERROR
-----	--------------

### 11.7.3 Specific Message Validations

KEY	Error Code	Error Description	http Status
VAL_SEC_CLAIM	CLAIM_VALIDATION_FAILED	The client has no permission to get an order	403

## 12 OTHER FUNCTIONALITIES

### 12.1 UK ID Issuer API - Entity Verification (ICV)

Use this method to verify any Economic Operator ID, Facility ID or Machine IDs stored in the UK Track & Trace system, including identifier codes that belong to other organisations.

This verification method returns information on the three activities explained below but does not disclose any information contained in the identifier codes as such (e.g., address):

- Existence of EOID / FID / MID;
- Validation status (Active / Inactive) of EOID / FID / MID;
- Relationship between EOID – FID or FID – MID.

**POST**/icv/lookup Verify entities

#### 12.1.1 Request Definition – “EntityVerificationRequest”

KEY	Value(Type)	TPD Description	Priority in TPD	Values in TPD
EO_IDS	Array(string)	EOID	O	
F_IDS	Array(string)	FID	O	
M_IDS	Array(string)	MID	O	
R_EOF	array of object<string>	A list of relation of EOID and FID to check for existence	O	Example: List<{EOID123, FID123}> (Query means: is FID123 children of EOID123?)
R_EOFM	array of object <strings>	A list of relation of EOID, FID and MID to check for existence	O	Example: List<{EOID123, FID123, MID123}> (Query means: is FID123 children of EOID123 and MID123 child of FID123?)

#### 12.1.2 Response Definition – “EntityVerificationResponse”

Dentsu (Name - Type)	Base Type	TPD Type	TPD Priority (O = optional, M = Mandatory)
----------------------	-----------	----------	--------------------------------------------

EO_IDS_VALID	Array(bool)	Boolean	M
F_IDS_VALID	Array(bool)	Boolean	M
M_IDS_VALID	Array(bool)	Boolean	M
R_EOFM_VALID	Array(bool)	Boolean	M
R_EOF_VALID	Array(bool)	Boolean	M

### 12.1.3 Response example

```
{
  "EO_IDS_VALID": [
    0,1,0,1
  ],
  "F_IDS_VALID": [
    0,0,0
  ],
  "M_IDS_VALID": [
    0
  ],
  "R_EOFM_VALID": [
    0,1,1
  ],
  "R_EOF_VALID": [
    0,0,0,1,1
  ]
}
```

The true/false (1/0) responses are mapped as follows:

- If the EOID/FID/MID **exists** and is **active** , then "1";
- If the EOID/FID/MID **exists** and is **inactive**, then "0";
- If the EOID/FID/MID **does not exist**, then "0".

For the relationships, the method ignores the activated/inactivated status:

- If any of the EOID/FID/MID in the relationship does not exist, then "0"
- If any of the parent-child relationships do not exist, then "0"
- Otherwise = "1"

Status Code	Description
200	EntityVerificationResponse
400	List[{ Error_Code: string, Error_Description: string}]
401	VAL_SEC_TOKEN
403	VAL_SEC_CLAIM

500	SYSTEM_ERROR
-----	--------------

#### 12.1.4 Specific Message Validations

KEY	Error Code	Error Description	http Status
VAL_SEC_CLAIM	CLAIM_VALIDATION_FAILED	The client has no permission to verify entities	403

## 13 Endpoints

The following URLs are the intended system URLs, but Dentsu reserves the right to change these URLs prior to the go-live. In case of any future changes, Dentsu will sufficiently in advance communicate one these change to all economic operators via the document center (<https://uk-trackandtrace.dentsuaegistracking.com/>).

The PRE-PROD (Public QA/Integration environment) is expected to become available on 1 May 2022.

The PROD URL (Production URL) is expected to become available on 1 June 2022.

Service	PRE-PROD URL (Public QA/Integration environment)
UK ID Issuer API	<a href="https://api.idissuer.qa-uk-trackandtrace-dentsutracking.com">https://api.idissuer.qa-uk-trackandtrace-dentsutracking.com</a>
UK ID Issuer API (Swagger)	<a href="https://api.idissuer.qa-uk-trackandtrace-dentsutracking.com/swagger/index.html">https://api.idissuer.qa-uk-trackandtrace-dentsutracking.com/swagger/index.html</a>
UK ID Issuer API (Auth)	<a href="https://auth.qa-uk-trackandtrace-dentsutracking.com/oauth2/token">https://auth.qa-uk-trackandtrace-dentsutracking.com/oauth2/token</a>
UK ID Issuer Portal	<a href="https://idissuer.qa-uk-trackandtrace-dentsutracking.com">https://idissuer.qa-uk-trackandtrace-dentsutracking.com</a>
UK Gateway (JSON)	<a href="https://api.gateway.qa-uk-trackandtrace-dentsutracking.com">https://api.gateway.qa-uk-trackandtrace-dentsutracking.com</a>
UK Gateway (Auth)	<a href="https://auth.qa-uk-trackandtrace-dentsutracking.com">https://auth.qa-uk-trackandtrace-dentsutracking.com</a>
Service	PROD URL (Production URL)
UK ID Issuer API	<a href="https://api.idissuer.uk-trackandtrace-dentsutracking.com">https://api.idissuer.uk-trackandtrace-dentsutracking.com</a>
UK ID Issuer API (Swagger)	<a href="https://api.idissuer.uk-trackandtrace-dentsutracking.com/swagger/index.html">https://api.idissuer.uk-trackandtrace-dentsutracking.com/swagger/index.html</a>
UK ID Issuer API (Auth)	<a href="https://auth.uk-trackandtrace-dentsutracking.com/oauth2/token">https://auth.uk-trackandtrace-dentsutracking.com/oauth2/token</a>
UK ID Issuer Portal	<a href="https://idissuer.uk-trackandtrace-dentsutracking.com">https://idissuer.uk-trackandtrace-dentsutracking.com</a>
UK Gateway (JSON)	<a href="https://api.gateway.uk-trackandtrace-dentsutracking.com">https://api.gateway.uk-trackandtrace-dentsutracking.com</a>
UK Gateway (Auth)	<a href="https://auth.uk-trackandtrace-dentsutracking.com">https://auth.uk-trackandtrace-dentsutracking.com</a>
Document Center	<a href="https://uk-trackandtrace.dentsutracking.com/">https://uk-trackandtrace.dentsutracking.com/</a>
Support Portal	<a href="https://support.uk-trackandtrace.dentsutracking.com/hmrcportal">https://support.uk-trackandtrace.dentsutracking.com/hmrcportal</a>

## 14 List of Standards

1	OAuth 2	<a href="https://www.oauth.com/oauth2-servers/access-tokens/client-credentials/">https://www.oauth.com/oauth2-servers/access-tokens/client-credentials/</a>
2	ISO/IEC 9834-8:2014 Information technology -- Procedures for the operation of object identifier registration authorities -- Part 8: Generation of universally Unique identifier (UI) (UUIs) and their use in object identifiers	<a href="https://www.iso.org/standard/62795.html">https://www.iso.org/standard/62795.html</a>
3	The JavaScript Object Notation (JSON) Data Interchange Format  Internet Engineering Task Force (IETF)  Request for Comments: 8259	<a href="https://tools.ietf.org/html/rfc8259">https://tools.ietf.org/html/rfc8259</a>
4	UUID	<a href="https://www.ietf.org/rfc/rfc4122.txt">https://www.ietf.org/rfc/rfc4122.txt</a>